








MagicDrill® DRX

Applicable Inserts (for DRX)

Classification of usage ● : 1st Choice ○ : 2nd Choice (Steel; non heat treated)	P	Carbon steel / Alloy steel	●	○		
		Mold Steel	●			
	M	Stainless Steel	○	●		
	K	Cast Iron			●	
	N	Non-ferrous Metals				●

Insert	Description	Dimension (mm)					Angle (°)		MEGACOAT			Carbide	Ref. Page for Toolholder	
		A	T	ød	W	rε	α	β	PR1230	PR1225	PR1210	GW15		
 For outer edge	ZXMT 030203GM-E	6.5	2.30	2.4	4.8	0.3	7°	10°	●		●		K26 K28 K30 K32	
 For inner edge	ZXMT 030203GM-I	5.9	2.30	2.4	4.8	0.3	7°	10°	●	●	●	●		
 For outer edge	ZXMT 030203GH-E	6.5	2.30	2.4	4.8	0.3	7°	10°	●					
 For outer edge	ZXMT 030203SM-E	6.5	2.30	2.4	4.8	0.3	7°	10°		●		●		
	ZXMT 040203GM	6.2	2.60	2.4	5.1	0.3	13°	7°	10°	●		●	K26 K27 K28 K29 K30 K31 K32	
	05T203GM	7.3	2.74	2.5	5.5	0.3			●		●			
	06T204GM	8.6	2.89	2.8	6.4	0.4			●		●			
	070305GM	10.2	3.24	3.0	8.0	0.5			●		●			
	09T306GM	12.2	4.03	3.6	9.6	0.6			●		●			
	11T306GM	14.5	4.06	4.6	11.6	0.6			●		●			
	140408GM	18.0	4.88	5.7	14.4	0.8			●		●			
	170608GM	22.1	6.58	6.8	17.7	0.8			●		●			
	ZXMT 040203GH	6.2	2.60	2.4	5.1	0.3	13°	7°	10°	●			K26 K27 K28 K29 K30 K31 K32	
	05T203GH	7.3	2.74	2.5	5.5	0.3			●					
	06T204GH	8.6	2.89	2.8	6.4	0.4			●					
	070305GH	10.2	3.24	3.0	8.0	0.5			●					
	09T306GH	12.2	4.03	3.6	9.6	0.6			●					
	11T306GH	14.5	4.06	4.6	11.6	0.6			●					
	140408GH	18.0	4.88	5.7	14.4	0.8			●					
	170608GH	22.1	6.58	6.8	17.7	0.8			●					
	ZXMT 040203SM	6.2	2.60	2.4	5.1	0.3	13°	7°	10°		●		●	K26 K27 K28 K29 K30 K31 K32
	05T203SM	7.3	2.74	2.5	5.5	0.3				●			●	
	06T204SM	8.6	2.89	2.8	6.4	0.4				●			●	
	070305SM	10.2	3.24	3.0	8.0	0.5				●			●	
	09T306SM	12.2	4.03	3.6	9.6	0.6				●			●	
	11T306SM	14.5	4.06	4.6	11.6	0.6				●			●	
	140408SM	18.0	4.88	5.7	14.4	0.8				●			●	
	170608SM	22.1	6.58	6.8	17.7	0.8				●			●	

K



Drilling