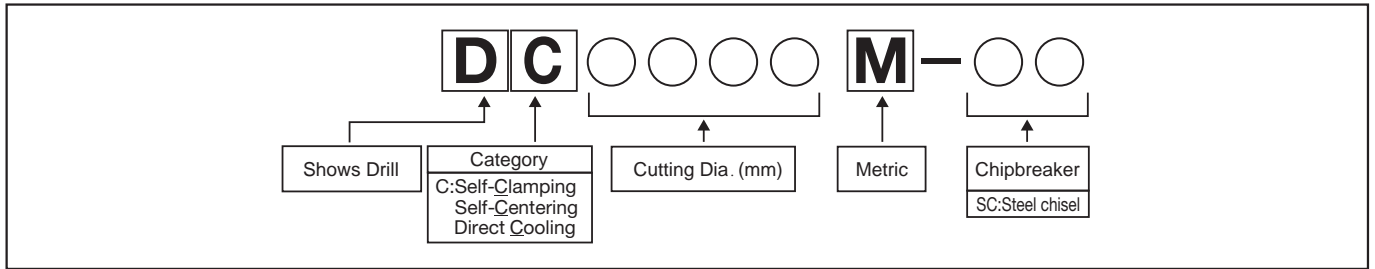



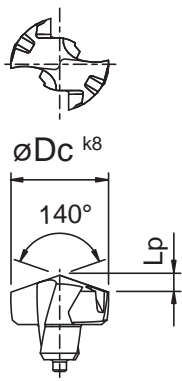
MagicDrill® Insert for DRC

Description identification system (Insert)



Insert Grades PR0315

PR0315 is tough super micro grain carbide grade with TiAlN coating, with excellent wear resistance and fracture resistance. It enables stable machining of carbon steel, alloy steel and cast iron.

Insert	Description	Dimension (mm)		PVD Coated Carbide	Applicable Toolholder K7-K9, K12-K14												
		øDc	Lp	PR0315													
  <p>140°</p> <p>øDc k8</p> <p>Lp</p> <table border="1"> <caption>k8 tolerance</caption> <thead> <tr> <th>øDc</th> <th>k8(mm)</th> </tr> </thead> <tbody> <tr> <td>7.94</td> <td rowspan="2">+0.022 0</td> </tr> <tr> <td>10.00</td> </tr> <tr> <td>10.10</td> <td rowspan="2">+0.027 0</td> </tr> <tr> <td>18.00</td> </tr> <tr> <td>18.10</td> <td rowspan="2">+0.033 0</td> </tr> <tr> <td>25.50</td> </tr> </tbody> </table> <p>k8 is the dimension tolerance of the insert. It is not the dimension tolerance of the cutting diameter.</p>	øDc	k8(mm)	7.94	+0.022 0	10.00	10.10	+0.027 0	18.00	18.10	+0.033 0	25.50	DC	0794M-SC	7.94	1.44	●	SS10-DRC080M-O SF12-DRC080M-O
	øDc	k8(mm)															
	7.94	+0.022 0															
	10.00																
	10.10	+0.027 0															
	18.00																
	18.10	+0.033 0															
	25.50																
	DC	0800M-SC	8.00	1.46	●												
	DC	0810M-SC	8.10	1.47	●												
	DC	0820M-SC	8.20	1.49	●												
	DC	0830M-SC	8.30	1.51	●												
	DC	0840M-SC	8.40	1.53	●												
	DC	0850M-SC	8.50	1.55	●	SS10-DRC085M-O SF12-DRC085M-O											
	DC	0860M-SC	8.60	1.56	●												
	DC	0870M-SC	8.70	1.58	●												
	DC	0880M-SC	8.80	1.60	●												
	DC	0890M-SC	8.90	1.62	●	SS10-DRC090M-O SF12-DRC090M-O											
	DC	0900M-SC	9.00	1.64	●												
	DC	0910M-SC	9.10	1.66	●												
	DC	0920M-SC	9.20	1.67	●												
	DC	0930M-SC	9.30	1.69	●												
	DC	0940M-SC	9.40	1.71	●	SS10-DRC095M-O SF12-DRC095M-O											
	DC	0950M-SC	9.50	1.73	●												
	DC	0960M-SC	9.60	1.75	●												
	DC	0970M-SC	9.70	1.76	●												
	DC	0980M-SC	9.80	1.78	●												
	DC	0990M-SC	9.90	1.80	●	SS12-DRC100M-O SF16-DRC100M-O											
	DC	1000M-SC	10.00	1.82	●												
	DC	1010M-SC	10.10	1.84	●												
	DC	1020M-SC	10.20	1.86	●												
	DC	1030M-SC	10.30	1.87	●												
	DC	1040M-SC	10.40	1.89	●	SS12-DRC105M-O SF16-DRC105M-O											
	DC	1050M-SC	10.50	1.91	●												
	DC	1060M-SC	10.60	1.93	●												
	DC	1070M-SC	10.70	1.95	●												
	DC	1080M-SC	10.80	1.96	●												
	DC	1090M-SC	10.90	1.98	●	SS12-DRC110M-O SF16-DRC110M-O											
	DC	1100M-SC	11.00	2.00	●												
	DC	1110M-SC	11.10	2.02	●												
DC	1120M-SC	11.20	2.04	●													
DC	1130M-SC	11.30	2.06	●													
DC	1140M-SC	11.40	2.07	●	SS12-DRC115M-O SF16-DRC115M-O												
DC	1150M-SC	11.50	2.09	●													
DC	1160M-SC	11.60	2.11	●													
DC	1170M-SC	11.70	2.13	●													
DC	1180M-SC	11.80	2.15	●													
DC	1190M-SC	11.90	2.16	●	SS14-DRC120M-O SF16-DRC120M-O												
DC	1200M-SC	12.00	2.18	●													
DC	1210M-SC	12.10	2.20	●													
DC	1220M-SC	12.20	2.22	●													
DC	1230M-SC	12.30	2.24	●													
DC	1240M-SC	12.40	2.26	●													



DC inserts are sold in 1 piece boxes

● : Std. Item □ : Check Availability