
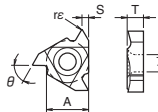

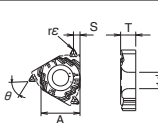


Internal Threading Inserts

60°Type [Partial Profile / M, UN]

Partial Profile 60° (mm)

Description	Previous Description	A	T	ød	Classification of usage												Ref. Page for Depth of Cut & Number of Passes		
					P	Carbon Steel / Alloy Steel		●	○										
					M	Stainless Steel		●	○										
					K	Cast Iron					●	○							
					N	Non-ferrous Metals					●	○							
Insert	Description	Previous Description	Applicable Thread		Dimension (mm)		Angle (°)	Cermet		PVD Coated Carbide				Carbide					
			M	UN UNF	re	S	θ	TC60		PR1115		PR930		GW15			KW10		
			Pitch					R	L	R	L	R	L	R	L		R	L	R
Handed Insert shows Right-hand																			
Partial Profile	 	-	111°/L A60	0.5~1.5	48~16	0.02	1.00	60°		●			●						J32 J33
			161°/L A60	0.5~1.5	48~16	0.02	1.00			●			●						
			G60	1.75~3	14~8	0.11	1.70			●			●						
			AG60	0.5~3	48~8	0.02	1.70			●			●						
			221°/L N60	3.5~5	7~5	0.22	2.50			●			●						
	 	TNN061°/L 60005	061°/L 60005	0.75~1.25	28~20	0.05	0.60	60°		●		□							J35
			081°/L 60007	TNN081°/L 60007	1.0~1.75	20~16	0.07		0.80		●		□						
			111°/L 60005	TNN221°/L 60005	0.75~1.5	32~16	0.05		1.00	□			□	□			●		
			161°/L 6001	TNN321°/L 6001	1.5~2.5	16~10	0.10		1.50	□			□				●		
			60015	60015	2.5	11~10	0.15		1.50	□			□				●		
1-Thread, With Chipbreaker	TNN321°/L 6001-TS	161°/L 6001-TS	1.5~2.5	16~11	0.09	1.50	60°				□							J35	
		60015-TS	60015-TS	2.5	11~10	0.14		1.50				□							

Applicable Toolholder

For recommended cutting conditions, see page J29

Description	Applicable Toolholder	Ref. Page for Toolholder
06IR ..	SINR...06E	J17
08IR ..	SINR...08E	
11IR ..	SINR...11E SINR...11	
11IL ..	SINL...11E SINL...11	
16IR ..	SINR...16 CINR...16	
22IR ..	SINR...22 CINR...22	

Applicable Thread	M: Metric	R, Rc (PT), (BSPT): Tapered Pipe
	UN: Unified	W: Whitworth
	UNF: Unified Fine Thread	NPT: American National Tapered Pipe
	G (PF): Parallel Pipe	Tr: 30°Trapezoidal

● : Std. Item □ : Check Availability

PR930 / PR1115 / GW15
(Threading Insert) is sold in 5 piece boxes.

Inserts are sold
in 10 piece boxes.