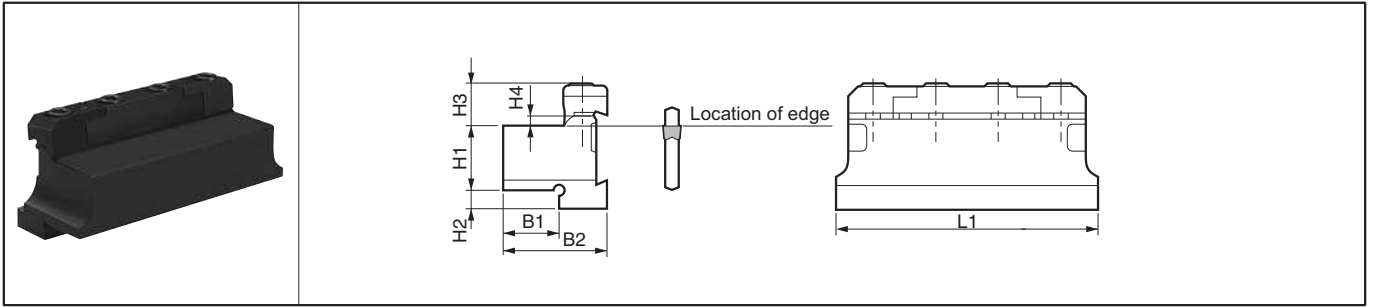
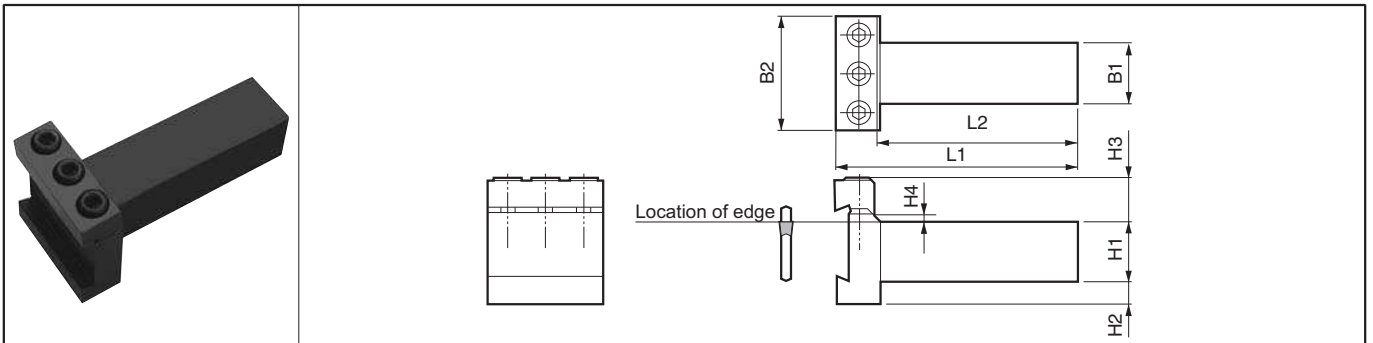


# Toolblocks (for Holding Blade)

## KTKTB (Separate type)



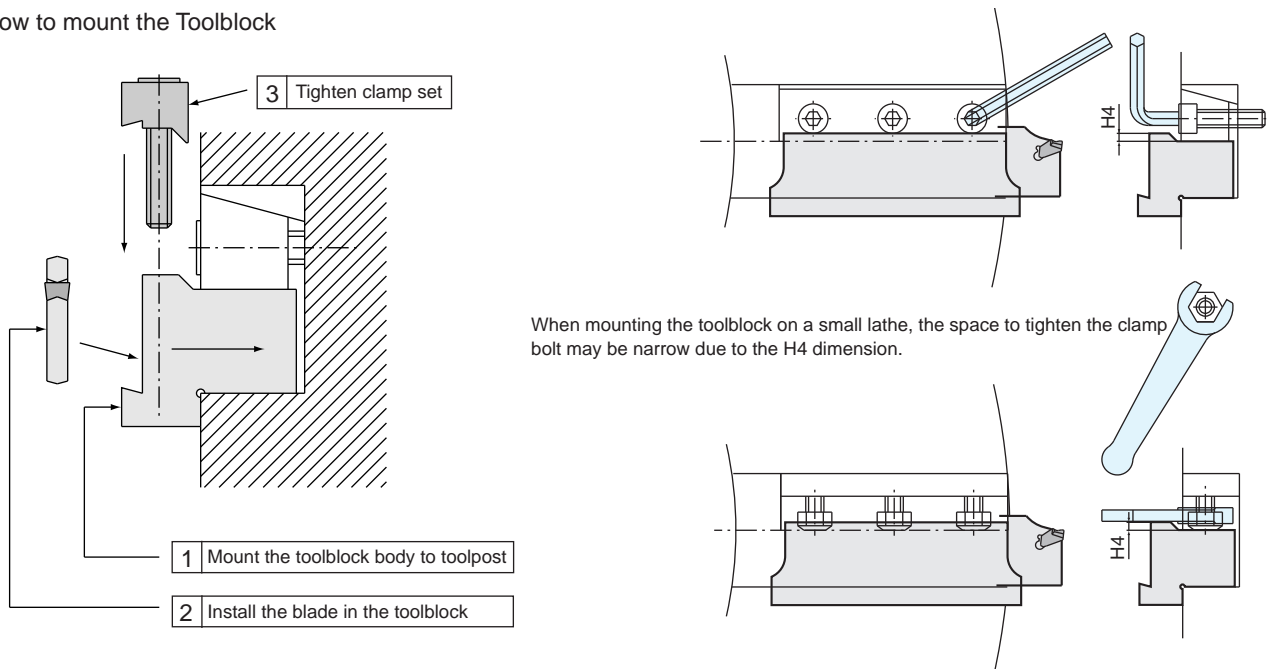
## KTKTBF (Separate / Perpendicular type)



### Toolblock Dimensions

Description	Std.	Dimension (mm)										Spare Parts			Applicable Blade	
		H1	H2	H3	H4	B1	B2	L1	L2	Separate Type	Integral Type	Screw	Wrench	Cut-off	Face Grooving	
<b>KTKTB</b>	<b>16-19</b>	● 16	4	12	2	15.5	29.5	76	-	-	BCS-1	HH5X25	LW-4	KTKB19-○ S	-	
	<b>20-19</b>	● 20				19	34							KTKB19-1SS		
	<b>16-26</b>	● 16	13	14	2.5	15.5	31.5	86	-	BCS-2	-	HH6X30	LW-5	KTKB26-○ S	-	
	<b>20-26</b>	● 20	9			19	36							KTKB26-1SS		
	<b>20-32</b>	● 20	13	17	3.5	19	38	100	-	BCS-3	-	HH6X30	LW-5	KTKB32-○ S	KFTB% 0000 -4S	
	<b>25-32</b>	● 25	8			23	42							KTKB32-1SS		
<b>32-32</b>	● 32	5	29			48	KTKB%32-○ S									
<b>KTKTBF</b>	<b>25-32</b>	● 25	9.5	17	3.5	25		48	102	84.5	-	BCS-5	HH6X30	LW-5	KTKB32-○ S	KFTB% 0000 -4S
<b>32-32</b>	● 32	2.5	32			48	117	99.5	KTKB32-1SS	KTKB%32-○ S					KFTB% 0000 -5S	

### How to mount the Toolblock



● : Std. Item □ : Check Availability R : Std. Item (R-hand Only) L : Std. Item (L-hand Only)

