

KGDF Face Grooving

Features

- Separate type toolholder (toolholder + blade) is available.

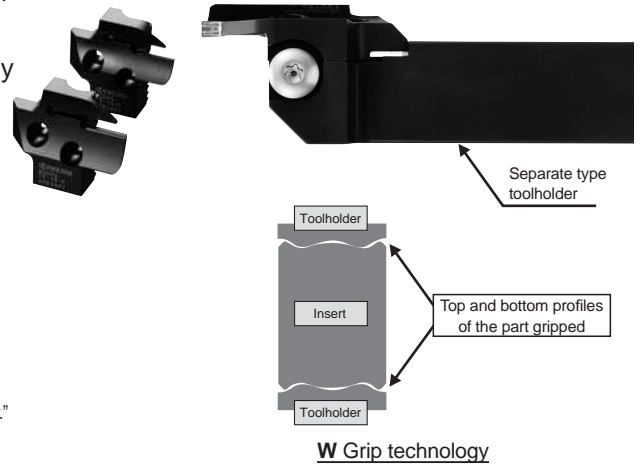
Adaptable to a wide range of face grooving applications by changing the blades

- New insert clamping system “W Grip”

Unique “W Grip” (insert anti-slip structure) provides stable machining quality

- 1) Prevents abnormal machining surface and/or insert breakage resulting from slip of insert.
- 2) Improves repetitive installation accuracy of insert

“GDFM type and GDFMS type inserts cannot be used with a KGDF type external grooving toolholder.”



- Smooth chip control

For general purpose **GM** Chipbreaker

For deep grooving **DM** Chipbreaker

Advantages of Chipbreaker

For general purpose **GM** Chipbreaker

For deep grooving **DM** Chipbreaker

- Smooth surface from cutting edge to the far side
Enhances breaking of chips and maintains their evacuation direction constantly
- Gradually raised surface
Keeps curling of chips in constant shape
- Concave part in middle
Enhances breaking of chips

- Inflated inner surface
Enhances breaking of chips and maintains their evacuation direction constantly

- Flat cutting edge line
Improves chip control

- Smooth surface up to the far side standing wall
Reduces cutting force, enhances breaking of chips and maintains their evacuation in constant direction

- Steep surface near the cutting edge
Good chip control during shoulder grooving

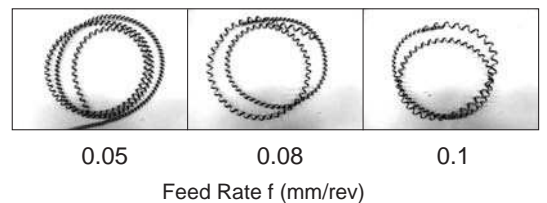
- Curved lead edge
Keeps chips in constant shape



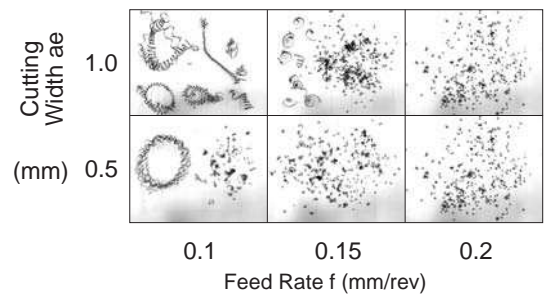
Chip Control of GM Chipbreaker

<Cutting Conditions>
V_c = 150m/min f = 0.05 - 0.2mm/rev
GDFM5020N-040GM SCM415 Wet

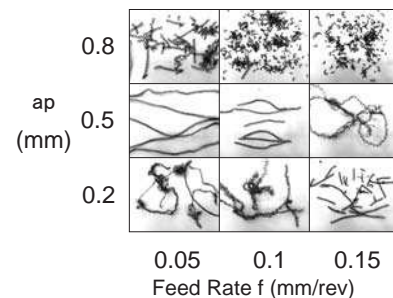
- Face Grooving (ø62)



- Side Grooving



- Longitudinal turning



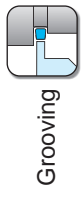
- High precision edge preparation

➔ High precision molding technology with tolerance ±0.03 mm (Edge width 3, 4 mm types)

- Highly-reputed MEGACOAT technology

➔ Long tool life and high efficiency machining achieved by superior oxidation resistance and wear resistance.

G



Grooving