







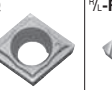
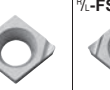











● Toolholder Dimensions

Description	Std.		Min. Bore Dia.	Dimension (mm)								θ	Standard Corner-R (rε)	Coolant Hole	Drawing	Spare Parts			
	R	L		∅A	∅D	H	L1	L2	L3	L4	F					Clamp Screw	Wrench		
															 				
Excellent Bar	●	●	5	10	9	100	24	-	11	2.5	15°	0.2	No	Fig.1	SB-1635TR	FT-6			
	●	●	6				28		13	3	13°								
	●	●	7				32		15	3.5	11°								
	●	●	8				37		15	4	11°								
	●	●	10	8	7	120	16	20	17	5	14°	0.4	Yes	Fig.2	SB-2545TR	FT-8			
	●	●	12	10	9	140	20	25	21	6	12°								
	●	●	14	12	11	150	24	30	25	7	10°								
	●	●	18	16	15	180	30	34	31	9	8°								
	●	●	22	20	19	200	36	49	37	11	8°								
	●	●	27	25	24	250	46	55	46	13.5	6°								
Steel	●	●	10	8	7	120	16	20	17	5	14°				0.4	No	Fig.3	SB-2545TR	FT-6
	●	●	12	10	9	140	20	25	21	6	12°								
	●	●	14	12	11	150	24	30	25	7	10°								
	●	●	18	16	15	180	30	34	31	9	10°								
	●	●	22	20	19	200	36	49	37	11	8°								
	●	●	27	25	24	250	46	55	46	13.5	6°								
Carbide	●	●	5	4	3.8	90	9	-	8	2.5	15°	0.2	No	Fig.4	SB-1635TR	FT-6			
	●	●	6	5	4.4	100	11		11	3	13°								
	●	●	7	6	5.4	110	12		12	3.5	13°								
	●	●	8	7	6.4	125	13		13	4	11°								
	●	●	10	8	7	140	16	15	15	5	14°	0.4	Yes	Fig.5	SB2545TR	FT-8			
	●	●				90													
	●	●	12	10	9	160	20	19	19	6	12°								
	●	●				105													
	●	●	14	12	11	180	23	22	22	7	10°								
	●	●				120													
	●	●	18	16	15	220	28	27	27	9	10°								
	●	●				145													
	●	●	22	20	19	250	32	31	31	11	8°								
	●	●				165													
	●	●	27	25	24	300	38	37	37	13.5	6°								
●	●	200																	



● Applicable Inserts

Applications	Minute ap	Finishing	Finishing-Medium	Finishing-Medium	Medium	Medium	Finishing-Medium	Finishing	Finishing / Precision	Low Feed
Ref. Page	B45	B45	B45	B45	B46	B46	B45	B47	B47	B48
Insert	CF	GF	GK	HQ	FN-Z	Standard	GQ	ℓ-F	ℓ-FSF	(E / F) ℓ-U
Toolholder										
...	CCGT0301..	-	-	-	-	-	-	CCGT0301..	CCET0301..	-
...	CCGT0401..	-	-	-	-	-	-	CCGT0401..	CCET0401..	-
...	-	CCGT0602..	CCMT0602..	CCMT0602..	CCGT0602..	CCGT0602..	CCGT0602..	-	-	CCGT0602..
...	-	-	CCMT09T3..	CCMT09T3..	CCGT09T3..	CCMT09T3..	-	-	-	CCGT09T3..
Applications	Low Feed / Precision	Stainless Steel	Cast Iron	Non-ferrous Metals	Non-ferrous Metals	Non-ferrous Metals	Hard Materials			
Ref. Page	B48	B46	B47	B46	B46	C18	C10			
Insert	Fℓ-USF	MQ	Without Chipbreaker	AH	A3	PCD	CBN			
Toolholder										
...	-	-	-	-	-	-	CCMW0301..			
...	-	-	-	-	-	CCGW0401..	CCMW0401..			
...	CCET0602..	-	CCGW0602..	-	-	CCMT0602..	CCMW0602..			
...	CCET09T3..	CCMT09T3..	CCGW09T3..	CCGT09T3..	CCGT09T3..	CCMT09T3..	CCMW09T3..			

For recommended cutting conditions, see page ● F82~F83

● : Std. Item □ : Check Availability