

# System Tip-Bar

## S...SVN-N Round Shank (Standard, without side stopper)

## S...SVN-SN Round Shank (Straight, without side stopper)

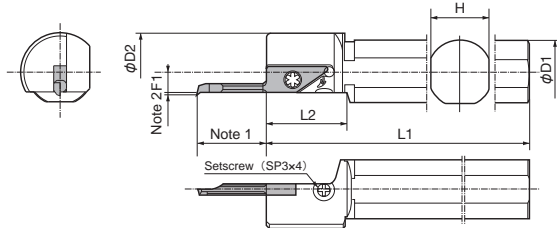


Fig.1 (S...SVN-N)

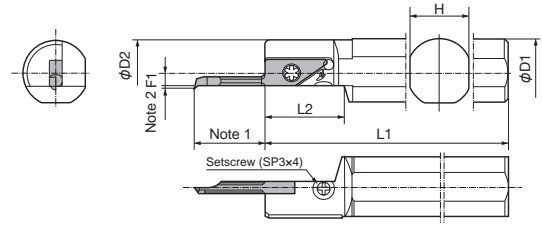


Fig.2 (S...SVN-SN)

• Right-hand shown

R-hand Insert for R-hand Toolholder.

Note 1 & Note 2 : For insert dimensions, see page [F14-F15](#)

## S...SVN Round Shank (Standard)

## S...SVN-S Round Shank (Straight)

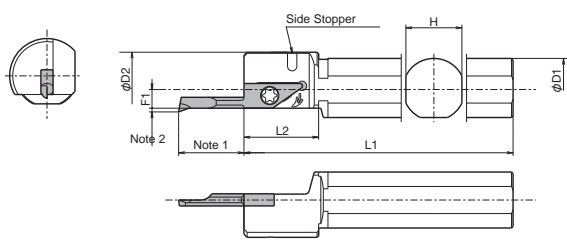


Fig.3 (S...SVN)

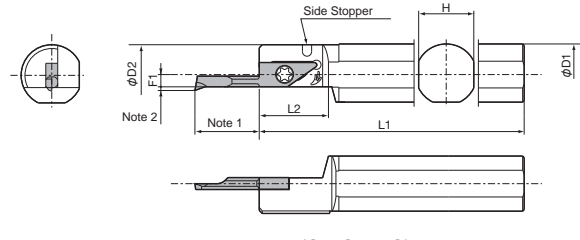


Fig.4 (S...SVN-S)

• Right-hand shown

R-hand Insert for R-hand Toolholder.

Note 1 & Note 2 : For insert dimensions, see page [F14-F15](#)

### Toolholder Dimensions

Description	Std.	Dimension (mm)						Drawing	Spare Parts					Applicable Inserts							
		$\phi D1$	$\phi D2$	H	L1	L2	F1		Clamp Screw	Wrench	Screw (Side Stopper)	Setscrew	Wrench								
S12F-SVNR12N	●	12	20	11	80	23	4	Fig.1	SB-3080TR	FT-10	-	SP3x4	-	● F14~F15 ● G43 ● G64 ● J27							
S14G-SVNR12N	●	14	20	13	90																
S16H-SVNR12N	●	16	24	15	100																
S19H-SVNR12N	●	19.05	24	17	100																
S19N-SVNR12N	●				160																
S20H-SVNR12N	●	20	24	18	100	24	6														
S25H-SVNR12N	●	25.4	30	23	100																
S25Q-SVNR12N	●				180																
S19H-SVNR12SN	●	19.05	18.5	17	100	23	4								Fig.2	SB-3080TR	FT-10	-	SP3x4	-	VNBROOOO-OO VNBTROOOO-OOO VNGROOOO-OO VNFGROOOO-OO VNTRROOO-OO
S20H-SVNR12SN	●	20	19.5	18																	
S22K-SVNR12SN	●	22	21.5	20	125																
S25.0G-SVNR12SN	●	25	24.5	23	90																
S12F-SVNR12	□	12	20	11	80	23	4	Fig.3	SB-3080TR	FT-10	HS3x4	-	LW-1.5								
S14G-SVNR12	□	14	20	13	90																
S16H-SVNR12	□	16	24	15	100																
S19H-SVNR12	□	19.05	24	17	100																
S19N-SVNR12	□				160																
S20H-SVNR12	□	20	24	18	100	24	6														
S25H-SVNR12	□	25.4	30	23	100																
S25Q-SVNR12	□				180																
S19H-SVNR12S	□	19.05	18.5	17	100	23	4							Fig.4	SB-3080TR	FT-10	HS3x4	-	LW-1.5		
S20H-SVNR12S	□	20	19.5	18																	
S22K-SVNR12S	□	22	21.5	20	125																
S25.0G-SVNR12S	□	25	24.5	23	90																

- S...SVN-N and S...SVN-SN (without side stopper) retain high index accuracy by simple restrain.
- S...SVN-N and S...SVN-SN (without side stopper) have a setscrew SP3X4. Changing the setscrew SP3X4 to a screw HS3X4 (sold separately) enables the holder to be used as a binding effect holder like with the side stopper holder.
- In case of machining insert emphasizing on binding effect, (e.g. varying loading direction of under cutting, internal and external or face cutting by one tool) please use [S...SVN and S...SVN-S Holders] with attached side stoppers.

### • Spare Parts (Optional)

Screw (Side Stopper)	Wrench
HS3x4	LW-1.5

● : Std. Item □ : Check Availability