для заказа - kyocera@kyocera-tools.ru

Turning Indexable Inserts

55°Diamond • Positive with Hole

(mm)

Description	A	T	ød	α
DC_0702_	6.35	2.38	2.8	7°
DC_11T3_	9.525	3.97	4.4	7°

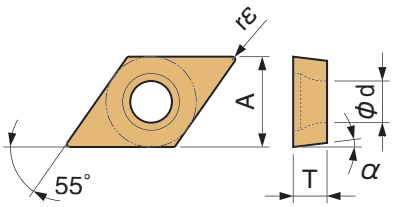

P		○				○												◐					Free-cutting steel
																							Carbon Steel and Alloy Steel
M																		◐					Stainless Steel
K																						✥	Gray Cast Iron
																							Nodular Cast Iron
N																						◓	Non-ferrous Metals
S																							Heat-resistant alloy
																						◓	Titanium Alloy
H																							Hard Materials

Classification of usage
✖: Interruption / 1st Choice
✥: Interruption / 2nd Choice
◓: Light Interruption / 1st Choice
◐: Light Interruption / 2nd Choice
●: Continuous / 1st Choice
○: Continuous / 2nd Choice
(In case hardness is under 45HRC)

Insert (Handed Insert shows Left-hand)		Description	Dim. (mm) rε	Cermet TN6010	Cermet TN6020	Cermet TN60	PVD Cermet PV7005	PVD Cermet PV7010	PVD Cermet PV7020	CVD Coated Carbide CA5505	CA5515	CA5525	CA5535	CA6515	CA6525	CA4010	CA4115	CA4120	CA4505	CA4515	PVD Coated Carbide PR930	PR1005	PR1025	PR1125	Carbide KW10	Ref. Page for Toolholder	Applicable Chipbreaker Range
Low Feed	 Sharp Edge	DCGT 0702003F R/L-U	0.03			●															●				●	Refer to the table below	(Steel / Edge Length=07)
		DCGT 070201F R/L-U	0.1		●	●			●												●				●		
		DCGT 070202F R/L-U	0.2		●	●			●												●						
		DCGT 11T3003F R/L-U	0.03			●															●				R		
		DCGT 11T301F R/L-U	0.1			●															●				●		
		DCGT 11T302F R/L-U	0.2		●	●			●												●				●		
		DCGT 0702003MF R/L-U	< 0.03																			●	●				
		DCGT 0702005MF R/L-U	< 0.05																			●	●				
		DCGT 070201MF R/L-U	< 0.1																			●	●				
		DCGT 070202MF R/L-U	< 0.2																			●	●				
		DCGT 070204MF R/L-U	< 0.4																			●	●				
		DCGT 11T3005MF R/L-U	< 0.05																			●	●				
		DCGT 11T301MF R/L-U	< 0.1																			●	●				
		DCGT 11T302MF R/L-U	< 0.2																			●	●				
		DCGT 11T304MF R/L-U	< 0.4																			●	●				
Low Feed	Super Fine  Sharp Edge / Precision	DCET 0702003F R/L-USF	0.03																		●						
		DCET 070201F R/L-USF	0.1			●															●						
		DCET 070202F R/L-USF	0.2			●															●						
		DCET 11T3003F R/L-USF	0.03			R															●						
		DCET 11T301F R/L-USF	0.1			●															●						
		DCET 11T302F R/L-USF	0.2			●															●						
		DCET 0702005MF R/L-USF	< 0.05																				●				
		DCET 070201MF R/L-USF	< 0.1																				●				
		DCET 070202MF R/L-USF	< 0.2																				●				
		DCET 11T3005MF R/L-USF	< 0.05																				●				
		DCET 11T301MF R/L-USF	< 0.1																				●				
		DCET 11T302MF R/L-USF	< 0.2																				●				
Low Feed	With Honing	DCGT 070201E R/L-U	0.1																		●						
		DCGT 070202E R/L-U	0.2		●	●			●												●						
		DCGT 070204E R/L-U	0.4		●	●			●												●						
		DCGT 11T301E R/L-U	0.1																		●						
		DCGT 11T302E R/L-U	0.2		●	●			●												●						
		DCGT 11T304E R/L-U	0.4		●	●			●												●						
		DCGT 070201ME R/L-U	< 0.1																				●				
		DCGT 070202ME R/L-U	< 0.2																				●				
		DCGT 070204ME R/L-U	< 0.4																				●				
		DCGT 11T301ME R/L-U	< 0.1																				●				
		DCGT 11T302ME R/L-U	< 0.2																				●				
		DCGT 11T304ME R/L-U	< 0.4																				●				

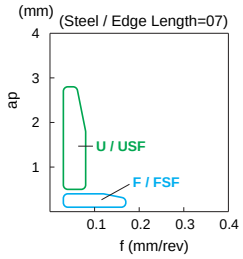

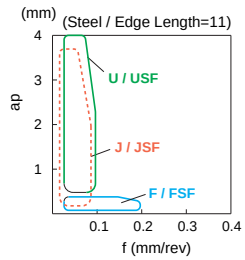

・Insert whose corner R(rε) dimension expressed with less than sign (e.g. **<0.05**, **<0.1**, **<0.2** etc.) indicate models with minus tolerance for corner R(rε).

Description	Ref. Page for Toolholder
DC..07 type	**E14~17,E19~21,F29,F51~52**
DC..11 type	**E14~17,E19~21,F29,F44,F51~52**

For grades (TN30 PV60 PR905 / PV30 PV90 PR915), See Page **B75**

Inserts are sold in 10 piece boxes.

kyocera@kyocera-tools.ru
www.kyocera-tools.ru