для заказа - kyocera@kyocera-tools.ru

Turning Indexable Inserts

80°Diamond • Positive with Hole

(mm)

Description	A	T	ød	α
CC_0301_	3.5	1.4	1.9	7°
CC_0401_	4.3	1.8	2.3	7°

(mm)

Description	A	T	ød	α
CC_0602_	6.35	2.38	2.8	7°
CC_09T3_	9.525	3.97	4.4	7°
CC_1204_	12.7	4.76	5.5	7°

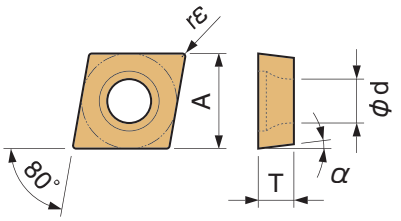

P																			◐					Free-cutting steel
		○				○	○	●	✖									◔		◕				Carbon Steel and Alloy Steel
M											●	◐						◔		◕	◔			Stainless Steel
K							✥																✥	Gray Cast Iron
							◔							●	✖									Nodular Cast Iron
N																							◐	Non-ferrous Metals
S											○	◔									◔			Heat-resistant alloy
																							◐	Titanium Alloy
H																								Hard Materials

Classification of usage
✖: Interruption / 1st Choice
✥: Interruption / 2nd Choice
◐: Light Interruption / 1st Choice
◔: Light Interruption / 2nd Choice
●: Continuous / 1st Choice
○: Continuous / 2nd Choice
(In case hardness is under 45HRC)

Insert (Handed Insert shows Left-hand)		Description	Dim. (mm) rε	Cermet TN6010	Cermet TN6020	Cermet TN60	PVD Cermet PV7005	PVD Cermet PV7010	PVD Cermet PV7020	CVD Coated Carbide CA5505	CA5515	CA5525	CA5535	CA6515	CA6525	CA4010	CA4115	CA4120	CA4505	CA4515	PVD Coated Carbide PR930	PR1005	PR1025	PR1125	Carbide KW10	Ref. Page for Toolholder	Applicable Chipbreaker Range
Medium		CCGT 060201	0.1		●	●			●												●					E11~13 F24 F49~50	
		CCGT 060202	0.2		●	●			●												●						
		CCGT 060204	0.4		●	●			●												●						
		CCGT 09T301	0.1		●	●			●												●					E11~13 F24 F44	
		CCGT 09T302	0.2		●	●			●												●						
		CCGT 09T304	0.4		●	●			●												●						
		CCMT 09T308	0.8		●	●			●	●	●	●		●	●		●	●	○	○	●		●	●			
		CCGT 0602005M	< 0.05																				●			E11~13 F24 F49~50	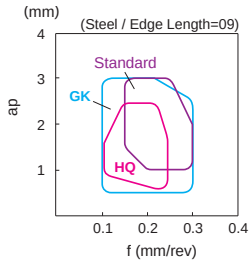
		CCGT 060201M	< 0.1																				●				
		CCGT 060202M	< 0.2																				●				
		CCGT 060204M	< 0.4																				●				
		CCGT 09T3005M	< 0.05																				●			E11~13 F24 F44	
		CCGT 09T301M	< 0.1																				●				
		CCGT 09T302M	< 0.2																				●				
		CCGT 09T304M	< 0.4																				●				
Medium cutting	Sharp Edge	CCGT 0602005MF	< 0.05																				●			E11~13 F24 F49~50	
		CCGT 060201MF	< 0.1																			●	●				
		CCGT 060202MF	< 0.2																			●	●				
		CCGT 060204MF	< 0.4																			●	●				
		CCGT 09T3005MF	< 0.05																				●			E11~13 F24 F44	
		CCGT 09T301MF	< 0.1																			●	●				
		CCGT 09T302MF	< 0.2																			●	●				
		CCGT 09T304MF	< 0.4																			●	●				
Medium Cutting		CCGT 060202FN-Z	0.2		●	●			●												●					E11~13 F24 F49~50	
		CCGT 060204FN-Z	0.4		●	●			●												●						
		CCGT 09T302FN-Z	0.2		●	●															●					E11~13 F24 F44	
		CCGT 09T304FN-Z	0.4		●	●															●						
		CCGT 09T308FN-Z	0.8																		●						
Stainless Steel	Finishing-Medium	CCMT 09T304MQ	0.4											●	●									●			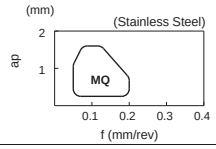
		CCMT 09T308MQ	0.8											●	●									●			
Non-ferrous Metals	 Finishing-Medium / Sharp Edge	CCGT 09T304AH	0.4																						●		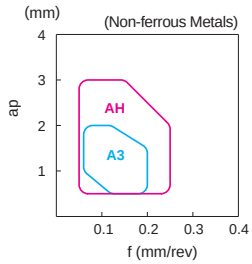
		CCGT 09T308AH	0.8																						●		
Non-ferrous Metals	 Finishing-Medium / Sharp Edge	CCGT 09T302R/L-A3	0.2																						●		
		CCGT 09T304R/L-A3	0.4																						●		
		CCGT 09T308R/L-A3	0.8																						●		
		CCGT 120402R/L-A3	0.2																						●	E12	
		CCGT 120404R/L-A3	0.4																						●		
		CCGT 120408R/L-A3	0.8																						●		

・Insert whose corner R(rε) dimension expressed with less than sign (e.g. **<0.05**, **<0.1**, **<0.2** etc.) indicate models with minus tolerance for corner R(rε).

For grades (TN30 PV60 PR905 / PV30 PV90 PR915), See Page B74

● : Std. Item ○ : Check Availability R : Std. Item (R-hand Only) L : Std. Item (L-hand Only)

Inserts are sold in 10 piece boxes.

kyocera@kyocera-tools.ru
www.kyocera-tools.ru