Applicable Sleeves

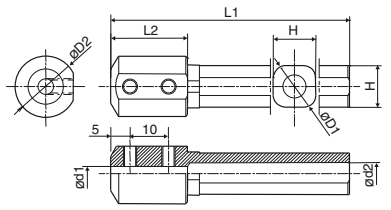

(Tip-Bar installation side) Fig.1

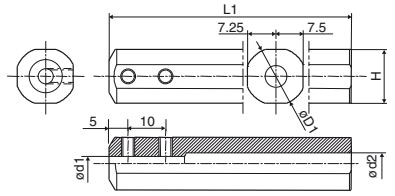

(Tip-Bar installation side) Fig.2

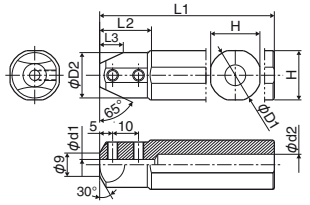

(Tip-Bar installation side) Fig.3

Description		Std.	Dimension (mm) * ød1	øD1	øD2	ød2	H	L1	L2	L3	Drawing	Spare Parts Screw	Spare Parts Wrench	Applicable Machine manufacturer	Ref. Page for Applicable Tip-Bar (Ref. Page for Other Applicable Tip-Bar)
PSH	0412-80	●	4	12	16	6	11	80	20	-	Fig.1	HS4×4P	LW-2	(General use)	Threading Tip-Bar (HPT)⇒**J24** Boring Tip-Bar (HPB)⇒**F18** Back Boring Tip-Bar (HPBT)⇒**F18** Grooving Tip-Bar (HPG)⇒**G30** Face Grooving Tip-Bar (HPFG)⇒**G53**
PSH	0512-80	●	5												
PSH	0712-80	●	7			8									
PSH	0416-100	●	4	16	-	6	15	100	-	-	Fig.2	HS4×4P	LW-2		
PSH	0516-100	●	5												
PSH	0716-100	●	7			8									
PSH	0420-120	●	4	20	17.5	6	19	120	20	9	Fig.3	HS4×4P	LW-2	Amada Wasino Eguro Precision Tsugami Miyano (General use)	
PSH	0520-120	●	5												
PSH	0720-120	●	7			8				7.5					
PSH	0425.0-135	●	4	25	18	6	24	135	23	9.5	Fig.3	HS4×4P	LW-2		
PSH	0525.0-135	●	5												
PSH	0725.0-135	●	7			8				8					
PSH	0419-120	●	4	19.05	17.5	6	18	120	20	9	Fig.3	HS4×4P	LW-2	Citizen Machinery	
PSH	0519-120	●	5												
PSH	0719-120	●	7			8				7.5					
PSH	0420-120	●	4	20	17.5	6	19	120	20	9	Fig.3	HS4×4P	LW-2		
PSH	0520-120	●	5												
PSH	0720-120	●	7			8				7.5					
PSH	0425-120	●	4	25.4	18	6	24.4	120	23	9.5	Fig.3	HS4×4P	LW-2		
PSH	0525-120	●	5												
PSH	0725-120	●	7			8				8					
PSH	0422-135	●	4	22	18	6	21	135	22	9.5	Fig.3	HS4×4P	LW-2	Star Micronics Nomura VTC	
PSH	0522-135	●	5												
PSH	0722-135	●	7			8				8					
PSH	0423-120	●	4	23	18	6	22	120	22	9.5	Fig.3	HS4×4P	LW-2	Nomura VTC	
PSH	0523-120	●	5												
PSH	0723-120	●	7			8				8					

*: Length of ød1…20mm (PSH04 type)
…25mm (PSH05, PSH06, PSH07 type)

・Select a sleeve dimension ød1 by adjusting for tip-bar dimension øD.
・Names of machining manufacturer in random order.

Application of Parallel Pipe / Tapered Pipe Thread

Parallel Pipe: **G(PF), Rp(PS)**

Nominal Thread Symbol (Previous Symbol)	TPI (TPI)	Internal (G,Rp) Insert		Bore Dia.	Same Root's Radius
G 1/16 (-)	28	**HPTR**	**06005-55-010**	6.56	0.12
G 1/8 (PF 1/8)			**08007-55-010**	8.57	
G 1/4 (PF 1/4)	19	**HPTR**	**08007-55-010**	11.45	0.18
G 3/8 (PF 3/8)				14.95	

Tapered Pipe: **R, Rc(PT) (BSPT)**

Nominal Thread Symbol (Previous Symbol)	TPI (TPI)	Internal (G,Rp) Insert		Bore Dia.	Same Root's Radius
R 1/16, Rc 1/16 (-)	28	**HPTR**	**06005-55-010**	-	0.12
R 1/8, Rc 1/8 (PT 1/8)			**08007-55-010**	-	
R 1/4, Rc 1/4 (PT 1/4)	19	**HPTR**	**08007-55-010**	-	0.18
R 3/8, Rc 3/8 (PT 3/8)				-	

・When using "HPT type" for Parallel Pipe / Tapered Pipe threading, thread's corners become sharp edged due to its partial profile, and the shape will not be the same as the standard shape for Parallel Pipe / Tapered Pipe.

● : Std. Item ○ : Check Availability R : Std. Item (R-hand Only) L : Std. Item (L-hand Only)