для заказа - kyocera@kyocera-tools.ru

Clamps

Drawing	Part Number	Dimension (mm)						Angle (°)		Notes
		A	B	C	D	E	F	α	θ	
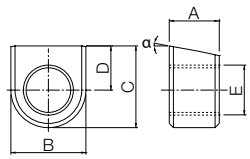	C 09N	6.0	9.0	9.8	5.3	M6X1.0 (L-hand Thread)	-	10°	-	Clamp Screw : W6X18N
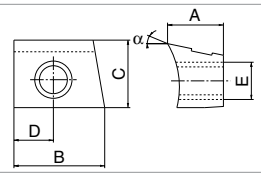	C 17R	12.2	20.0	14.3	8.5	M8X1.25 (L-hand Thread)	-	12°	-	Clamp Screw : W6X18N
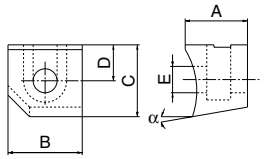	C 20R	15.1	15.5	15.0	7.5	5.3	-	10°	-	Clamp Screw : TX8X15
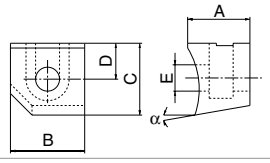	CH -20R	13.1	15.5	14.8	7.5	5.3	-	10°	-	Clamp Screw : TX8X15
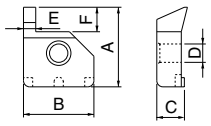	C 25R	13.2	15.5	15.0	7.5	5.3	-	10°	-	Clamp Screw : TX8X15
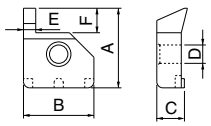	CE -111	35.0	25.0	10.0	8.0	3.0	10.0	-	-	Right-hand
	-121									Left-hand
	-131					4.5		-	-	Right-hand
	-141									Left-hand
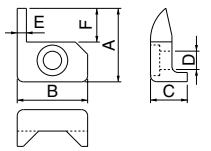	CGA -3R/L	24.0	17.66	12.0	6.2	1.9	11.0	-	-	R Shows Right-hand L Shows Left-hand
	-4R/L	24.0	17.66	12.0	6.2	2.9	11.0	-	-	
	-5R/L	27.5	18.66	12.0	6.2	3.9	14.5	-	-	
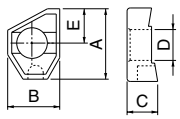	CGB R/L	19.0	14.0	8.2	6.35	9.5	-	-	-	R Shows Right-hand L Shows Left-hand
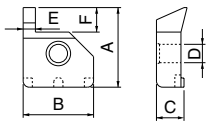	CGH -1R/L	25.0	22.0	8.0	6.05	3.0	5.5	-	-	R Shows Right-hand L Shows Left-hand
	-2R/L					5.0				
	-3R/L	30.0	23.0	8.5		6.0	7.0			
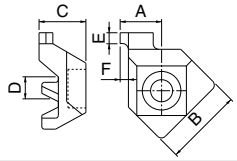	CGIA -3R	10.7	17.0	10.5	5.2	1.8	2.0	-	-	
	-4R			11.5		2.5				
	-5R	15.7		10.5		3.5	7.0			