для заказа - kyocera@kyocera-tools.ru

Clamp Sets

Drawing	Part Number	Dimension (mm)							Notes
		A	B	C	D	E	F	G	
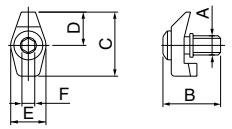	CPS -1	M3X0.5	9.0	10.0	5.2	5.5	2.0	-	
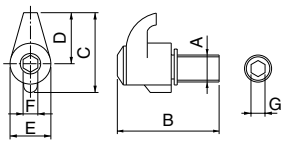	CPS -2	M5X0.8	14.5	14.0	8.5	6.8	2.5	2.5	G : Indicates hexagon hole two side widths of back side of bolts
	-2P		18.0						
	-3	M6X1.0	19.0	16.5	10.0	8.8	3.0	3.0	
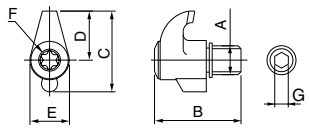	CPS -2S	M5X0.8	13.5	14.0	8.5	6.8	T15	2.0	G : Indicates hexagon hole two side widths of back side of bolts
	-2TR		15.0						
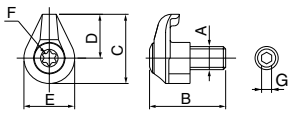	CPS -4V	M4X0.7	8.9	11.3	7.3	8.0	T10	-	G : Indicates hexagon hole two side widths of back side of bolts
	-5F	M5X0.8	11.3	12.7	7.5	10.3	T15	2.5	
	-5S		18.0	15.0	9.5	11.0		2.0	
	-5V		13.5	12.7	7.5	10.3		2.5	
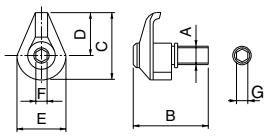	CPS -6F	M6X1.0	16.5	15.6	9.5	12.2	3.0	-	G : Indicates hexagon hole two side widths of back side of bolts
	-6M		18.5	17.5	11.0	13.0		3.0	
	-6S			18.0	12.0	12.0			
	-6V			15.6	9.5	12.2			
	-8V	M8X1.25	24.0	20.8	13.0	15.5	4.0	4.0	
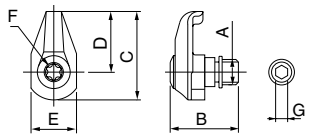	CPS -5E	M5X0.8	13.5	17.5	12.0	9.0	T15	2.5	G : Indicates hexagon hole two side widths of back side of bolts
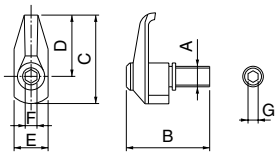	CPS -5R/L	M5X0.8	18.0	17.5	12.0	9.0	2.5	2.5	G : Indicates hexagon hole two side widths of back side of bolts R Shows Right-hand Thread L Shows Left-hand Thread
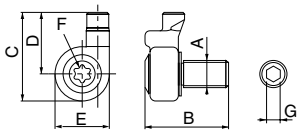	LGBA -16R/LS	M5X0.8	15.0	16.1	11.2	9.85	T15	2.0	G : Indicates hexagon hole two side widths of back side of bolts R Shows Right-hand Thread L Shows Left-hand Thread
	-22R/LS			17.6	12.7				
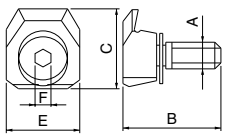	WCS -1N	M6X1.0	21.0	15.7	-	15.0	3.0	-	
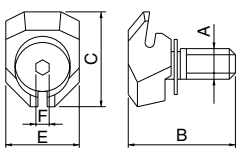	WCS -8	M6X1.0	21.0	19.4	-	15.0	3.0	-	

kyocera@kyocera-tools.ru
www.kyocera-tools.ru