для заказа - kyocera@kyocera-tools.ru



## Clamp Sets

| Drawing | Part Number | Dimension (mm) | | | | | | | Notes |
|---|---|---|---|---|---|---|---|---|---|
| | | A | B | C | D | E | F | G | |
| 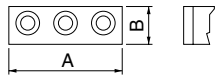 | BCS -1 | 64.0 | 13.0 | - | - | - | - | - | |
| | -5 | 48.0 | 16.5 | - | - | - | - | - | |
| 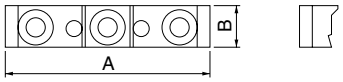 | BCS -2 | 74.0 | 15.0 | - | - | - | - | - | |
| | -3 | 88.0 | 16.0 | - | - | - | - | - | |
| 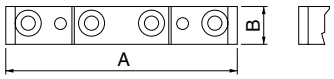 | BCS -4 | 98.0 | 16.0 | - | - | - | - | - | |
| 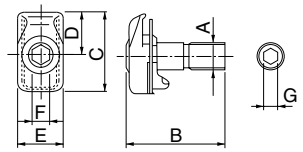 | CE -010 | M8X1.25 | 28.0 | 24.0 | 12.8 | 13.0 | 4.0 | 4.0 | G : Indicates hexagon hole two side widths of back side of bolts |
| | -220 | | | 27.0 | 15.8 | 15.0 | | | |
| 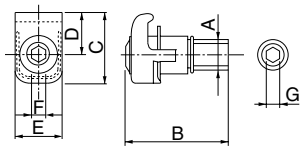 | CE -020 | M8X1.25 | 30.0 | 17.0 | 10.5 | 12.7 | 4.0 | 4.0 | G : Indicates hexagon hole two side widths of back side of bolts |
| 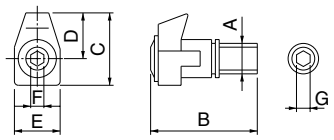 | CE -030 | M8X1.25 | 30.0 | 19.0 | 12.5 | 12.7 | 4.0 | 4.0 | G : Indicates hexagon hole two side widths of back side of bolts |
| | -040 | | | 22.5 | 16.0 | | | | |
| 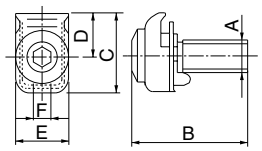 | CE -320 | M6X1.0 | 24.5 | 18.2 | 9.7 | 12.7 | 4.0 | - | |
| 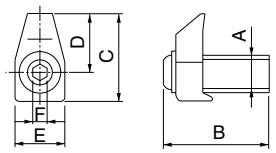 | CE -360S | M6X1.0 | 16.0 | 18.0 | 10.55 | 12.4 | 4.0 | - | |
| 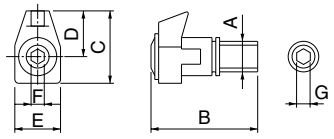 | CE -030A | M8X1.25 | 30.0 | 20.0 | 13.7 | 12.7 | 4.0 | - | G : Indicates hexagon hole two side widths of back side of bolts |
| 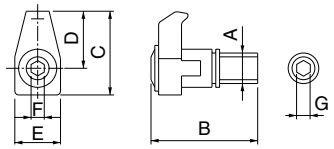 | CE -410 | M8X1.25 | 30.0 | 26.0 | 19.5 | 12.7 | 4.0 | 4.0 | G : Indicates hexagon hole two side widths of back side of bolts |
| | -430 | | | 29.0 | 22.5 | | | | |
| 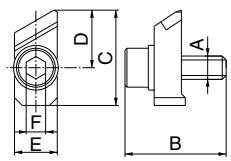 | CP -RC℞ | M6X1.0 | 20.0 | 24.5 | 14.8 | 11.0 | 5.0 | - | R Shows Right-hand Thread<br>L Shows Left-hand Thread |



kyocera@kyocera-tools.ru
www.kyocera-tools.ru