для заказа - kyocera@kyocera-tools.ru

Screws

Drawing	Part Number	Dimension (mm)						Angle (°)		Torque (N • m)	Notes
		A	B	C	D	E	F	α	θ		
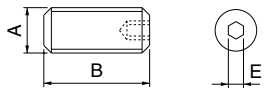	HS 3X4P	M3X0.5	3.9	-	-	1.5	-	-	-	1.0	HS4X4P and HS6X4P Have a Flat Edge Clamp Screw Equivalent to JIS B-1177
	HS 3X4		4.0								
	HS 3X8		8.0								
	HS 3X12		12.0								
	HS 3X16		16.0								
	HS 4X4P	M4X0.7	3.9	-	-	2.0	-	-	-	2.0	
	HS 4X4		4.0								
	HS 5X5	M5X0.8	5.0			2.5				3.0	
	HS 6X4P	M6X0.75	3.9	-	-	3.0	-	-	-	4.0	
	HS 6X6	M6X1.0	6.0								
	HS 6X14		14.0								
	HS 6X22		22.0								
	HS 8X10	M8X1.25	10.0	-	-	4.0	-	-	-	-	
	HS 8X12		12.0								
	HS 10X10	M10X1.5	10.0	-	-	5.0	-	-	-		
	HS 10X16		16.0								
	HS 12X12	M12X1.75	12.0	-	-	6.0	-	-	-	-	
	HS 12X16		16.0								
	HS 12X18		18.0								
	HS 12X20		20.0								
	HS 12X25		25.0								
	HS 12X30		30.0								
	HS 12X35		35.0								
	HS 16X12	M16X2.0	12.0	-	-	8.0	-	-	-		
	HS 16X18		18.0								
	HS 16X20		20.0								
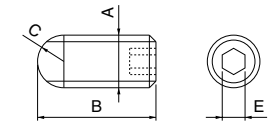	HSB 4X8R/L	M4X0.7	8.0	R2.0	-	2.0	-	-	-	2.0	R Shows Right-hand Thread L Shows Left-hand Thread
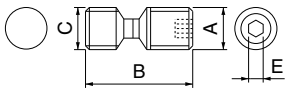	LS -03	M5X0.8	10.0	M5X0.8	-	2.0	-	-	-	2.0	
	LS -03S		12.2			2.5				3.0	
	LS -03N	M5X0.8	9.7	M5X0.8	-	2.0	-	-	-	2.0	N : Silver Coated
	LS -03SN		12.0			2.5				3.0	
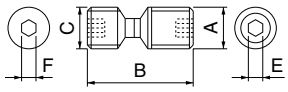	LS -05	M5X0.8	15.5	M5X0.8	-	2.0	2.0	-	-	2.0	
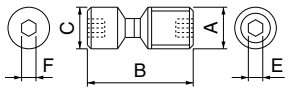	LS -1	M6X1.0	17.0	6.0	-	2.5	2.5	-	-	3.0	N : Silver Coated
	LS -1N										
	LS -1S		14.2								
	LS -1SN										
	LS -1T		21.0								
	LS -2	M8X1.0	20.0	8.0	-	3.0	3.0	-	-	4.0	
	LS -2N										
	LS -3		22.0								
	LS -4		24.0								
	LS -4N										
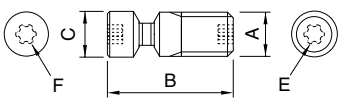	LS -1P	M6X1.0	16.5	6.0	-	10IP	10IP	-	-	2.0	○○IP Shows Torx Plus
	LS -2P	M8X1.0	18.2	8.0		15IP	15IP			3.5	
	LS -3P		21.8								
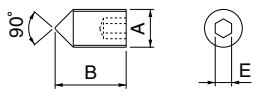	LS -11	M6X1.0	9.5	-	-	3.0	-	-	-	-	
	LS -15		12.5								
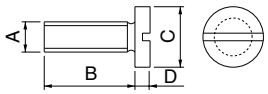	M 3X8	M3X0.5	8.0	5.5	2.0	-	-	-	-	-	Flat Fillister Head Screw Equivalent to JIS B-1101
	M 3X12		12.0								
	M 4X10	M4X0.7	10.0	7.0	2.6						

Reference

Torx and Torx Plus have different cross-sections.



kyocera@kyocera-tools.ru
www.kyocera-tools.ru