для заказа - kyocera@kyocera-tools.ru

Screws

Drawing	Part Number		Dimension (mm)						Angle (°)		Torque (N • m)	Notes
			A	B	C	D	E	F	α	θ		
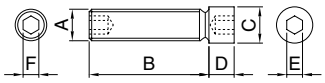	AJ	-6X38	M6X1.0	38.0	6.0	10.0	3.0	3.0	-	-	-	
		-8X44-9.5	M8X1.25	44.0	9.5	6.0	4.0	4.0	-	-		
		-10X46	M10X1.5	46.0	11.5	8.0	5.0	5.0	-	-		
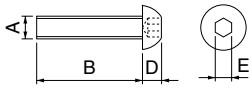	BH	3X6	M3X0.5	6.0	-	1.7	2.0	-	-	-	-	
		3X12	M3X0.5	12.0	-	1.7	2.0	-	-	-		
		6X25	M6X1.0	25.0	-	3.3	4.0	-	-	-		
		8X30	M8X1.25	30.0	-	4.4	5.0	-	-	-		
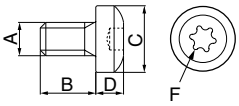	BH	6X10TR	M6X1.0	10.0	12.0	5.0	-	T25	-	-	6.5	
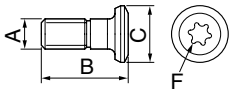	CP	8X15TL	M8X1.25	15.0	15.0	-	-	T25	-	-	6.0	L Shows Left-hand Thread
		8X23TL		23.0								
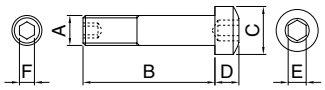	CS	-2D	M4X0.7	21.5	6.4	3.5	2.5	2.0	-	-	1.7	
		-3D	M5X0.8	22.0	8.0	4.0	3.0	2.5	-	-	3.9	
		-5D	M5X0.8	28.0	8.0	4.0	3.0	2.5	-	-	3.0	
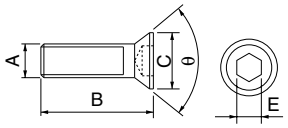	GS	-50	M5X0.8	13.0	7.5	-	3.0	-	-	82°	-	
		-50S	M5X0.8	9.0	7.5	-	3.0	-	-	82°		
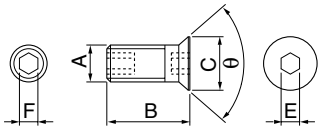	GS	-4090TRW	M4X0.7	9.0	5.8	-	2.0	2.0	-	82°	-	R Shows Right-hand Thread L Shows Left-hand Thread
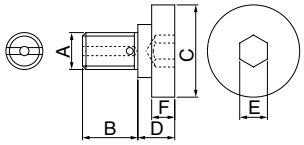	HF	20X53H	M20X2.5	35.0	43.0	18.0	14.0	14.0	-	-	-	With Coolant Hole
		24X60H	M24X3.0	40.5	65.0	19.5	17.0					
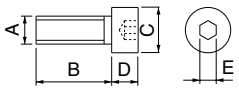	HH	3X6	M3X0.5	6.0	5.5	3.0	2.5	-	-	-	-	
		3X12		12.0								
	HH	4X16	M4X0.7	16.0	7.0	4.0	3.0	-	-	-		
	HH	5X15	M5X0.8	15.0	8.5	5.0	4.0	-	-	-		
		5X16		16.0								
		5X20		20.0								
		5X25		25.0								
		5X30		30.0								
	HH	6X12	M6X1.0	12.0	10.0	6.0	5.0	-	-	-		
		6X16		16.0								
		6X16AA		16.0								
		6X18AA		18.0								
		6X20		20.0								
		6X25		25.0								
		6X30		30.0								

kyocera@kyocera-tools.ru
www.kyocera-tools.ru