для заказа - kyocera@kyocera-tools.ru

Top Clamp (Right-hand Shown)

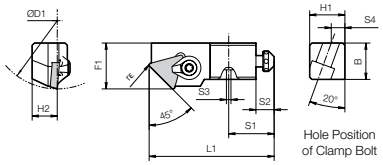

Fig.1

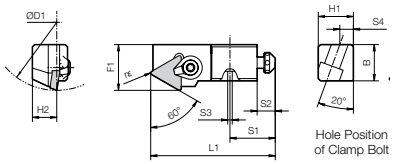

Fig.2

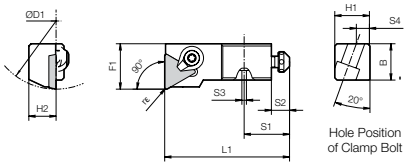

Fig.3

Toolholder Dimensions

Part Number	Stock	Dimensions (mm)									Standard Corner-R(re)	Min. Bore Dia. ØD1 (mm)	Drawing	Applicable Inserts		Applicable Inserts Ref. Page
		H1	B	L1	S1	S2	S3	S4	H2	F1						
CTDPR 10CA11	□	12.5	11	50	20	8	2	5	10	7	0.4	38	Fig.1	TP□N TP□R	22..	B75-B76 B97 C18 C29
12CA16	□	15.5	16	55				6	12	10	0.8	50			32..	
CTEPR 10CA11	□	12.5	11	50				5	10	9	0.4	38	Fig.2		22..	
12CA16	□	15.5	16	55				6	12	13	0.8	50			32..	
CTFPR 10CA11	□	12.5	11	50				5	10	14	0.4	38	Fig.3		22..	
12CA16	□	15.5	16	55				6	12	20	0.8	50			32..	

Spare Parts

Part Number	Clamp Set	Wrench	Radial Adjustment Screw	Axial Adjustment Screw	Wrench	Axial Screwdriver	Plate	Clamp Bolt	Wrench
		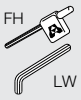							
CTDPR 10CA11	CPS-4V	FT-10	HS4X4	AJM5F	LW-2	SW-1.8	SM0810A SM1010A	HH6X16	LW-5
12CA16	CPS-5V	FT-15	HS5X5		LW-2.5		SM0812A SM1012A	HH6X20	
CTEPR 10CA11	CPS-4V	FT-10	HS4X4		LW-2		SM0810A SM1010A	HH6X16	
12CA16	CPS-5V	FT-15	HS5X5		LW-2.5		SM0810A SM1010A	HH6X20	
CTFPR 10CA11	CPS-4V	FT-10	HS4X4		LW-2		SM0810A SM1010A	HH6X16	
12CA16	CPS-5V	FT-15	HS5X5		LW-2.5		SM0812A SM1012A	HH6X20	

Note) Plate includes a set of two pieces for each toolholder.

kyocera@kyocera-tools.ru
www.kyocera-tools.ru

□ : Made to Order
○ : World Express (Shipping: 7-10 Business Days)