для заказа - kyocera@kyocera-tools.ru

Lever Lock (Right-hand Shown)

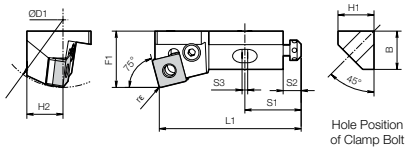

Fig.1

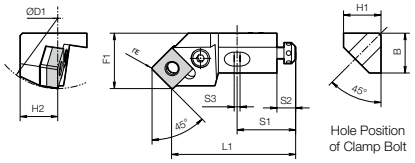

Fig.2

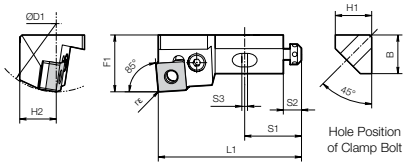

Fig.3

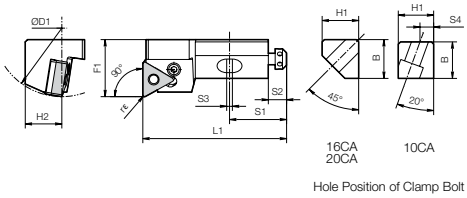

Fig.4

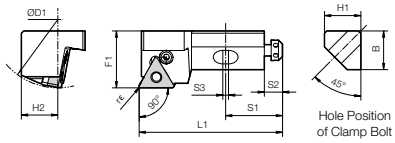

Fig.5

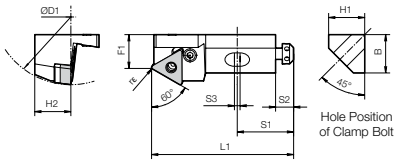

Fig.6

Toolholder Dimensions

Part Number	Stock	Dimensions (mm) H1	B	L1	S1	S2	S3	S4	H2	F1	Standard Corner-R(re)	Min. Bore Dia. ØD1 (mm)	Drawing	Applicable Inserts		Applicable Inserts Ref. Page
PSKNR 16CA12	□	16	17	63	25	8	2.5	-	16	25	0.8	60	Fig.1	SN□A SN□G SN□M	43..	B29-B32 B93 C10
PSSNR 16CA12	□			53						15			Fig.2			
PSYNR 16CA12	□			63						25			Fig.3			
PTFNR 10CA11	□	12.5	11	50	20	8	2	5	10	14	0.4	40	Fig.4	TN□A TN□G	22..	B39-B40
16CA16	□	15.5	16	63	25	8	2.5	-	16	25	0.8	60		TN□A TN□G TN□M	33..	B33-B40 B95 C11 C23
20CA22	□	20	19	70	30	10			20			70			43..	
PTGNR 16CA16	□	16	17	63	25	8			16	25		60	Fig.5		33..	
PTTNR 16CA16	□									15		70	Fig.6			

Spare Parts

Part Number	Lever	Lock	Shim	Shim Pin	Punch	Wrench	Radial Adjustment Screw	Axial Adjustment Screw	Wrench	Axial Screwdriver	Plate	Clamp Bolt	Wrench
PSKNR 16CA12	LL-2N	LS-2N	LS-42	LSP-2	PC-2	LW-3	HS4X4	AJM5F	LW-2	SW-1.8	SM0816B SM1016B	HH8X25	LW-6
PSSNR 16CA12													
PSYNR 16CA12													
PTFNR 10CA11	LL-03N	LS-03N	-	P-03	-	FH-2	HS4X4	AJM5F	LW-2	SW-1.8	SM0810A SM1010A	HH6X16	LW-5
16CA16	LL-1N	LS-1N	LT-32N	LSP-1	PC-1	FH-2.5	HS5X5		LW-2.5		SM0816B SM1016B	HH8X25	LW-6
20CA22	LL-2N	LS-2N	LT-42N	LSP-2	PC-2	LW-3		AJM6			SM0820B SM1020B	HH8X30	
PTGNR 16CA16	LL-1N	LS-1N	LT-32N	LSP-1	PC-1	FH-2.5		AJM5F			SM0816B SM1016B	HH8X25	
PTTNR 16CA16													

Note) Plate includes a set of two pieces for each toolholder.

kyocera@kyocera-tools.ru
www.kyocera-tools.ru

Made to Order : □
World Express (Shipping: 7-10 Business Days) : ○