для заказа - kyocera@kyocera-tools.ru

PCLN (External / Facing)

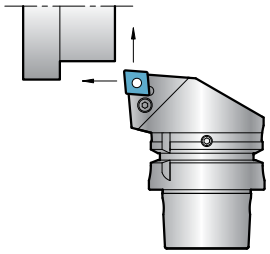

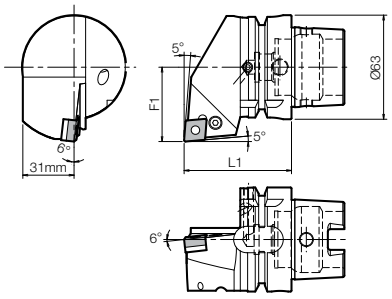

Right-hand Shown

Applicable Inserts	
CN□A CN□G CN□M	43..

Toolholder Dimensions

Part Number	Previous Part Number	Stock	Dimensions (mm)		Spare Parts						
					Lever	Lock Screw	Shim	Shim Pin	Punch	Wrench	Coolant Pipe
			L1	F2							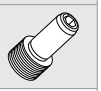
T63H- PCLNR-DX12	A63-WH- PCLNR-DX12	□	65	45	LL-2N	LS-2N	LC-42N	LSP-2	PC-2	LW-3	CL63-1
PCLNL-DX12	PCLNL-DX12	□									

PCMN (External / Facing)

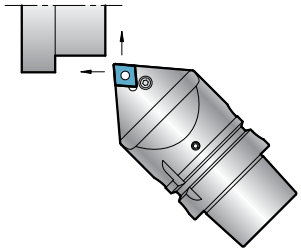

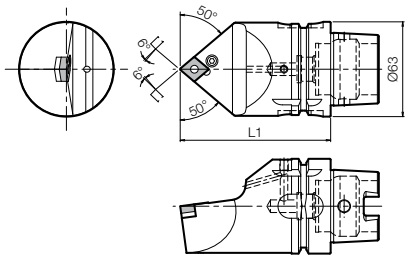

Right-hand Shown

Applicable Inserts	
CN□A CN□G CN□M	43..

Toolholder Dimensions

Part Number	Previous Part Number	Stock	Dimensions (mm)	Spare Parts						
				Lever	Lock Screw	Shim	Shim Pin	Punch	Wrench	Coolant Pipe
			L1							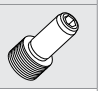
T63H- PCMNN-H12	A63-WH- PCMNN-H12	○	100	LL-2N	LS-2N	LC-42N	LSP-2	PC-2	LW-3	CL63-1
PCMNN-L12	PCMNN-L12	□	140							

PDJN (External / Copying)

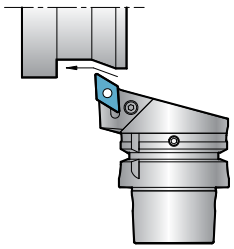

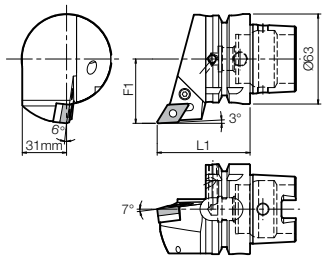

Right-hand Shown

Applicable Inserts	
DN□A DN□G DN□M	43..

Toolholder Dimensions

Part Number	Previous Part Number	Stock	Dimensions (mm)		Spare Parts						
					Lever	Lock Screw	Shim	Shim Pin	Punch	Wrench	Coolant Pipe
			L1	F1							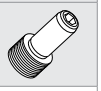
T63H- PDJNR-DX15	A63-WH- PDJNR-DX15	○	65	45	LL-3N	LS-2N	LD-42 *LD-42-20	LSP-2	PC-2	LW-3	CL63-1
PDJNL-DX15	PDJNL-DX15	□									

• When using inserts whose corner-R(rε) is greater than 1.6mm, please purchase shim with * mark and use it in order to prevent workpiece and shim from interfering with each other.

kyocera@kyocera-tools.ru
www.kyocera-tools.ru

□ : Made to Order
○ : World Express (Shipping: 7-10 Business Days)