для заказа - kyocera@kyocera-tools.ru

KITG

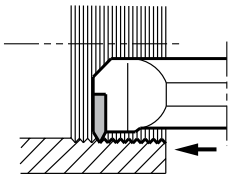

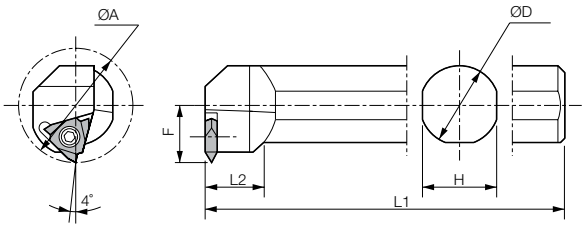

• Right-hand shown

Toolholder Dimensions

Part Number		Stock R	Stock L	Min. Bore Dia. ØA	Dimensions (mm) ØD	H	L1	L2	F	Spare Parts: Clamp Screw	Clamp Screw	Wrench	Wrench
KITG R/L	3525T-16	○	○	35	25	23	220	18	17.5	SB-4TR	-	FT-15	-
	4532T-22	○	○	45	32	30	250	20	22.5	-	GS-50	-	LW-3

• Max. available Pitch: KITG R/L 3525T-16···P2.5 or 10TPI, KITG R/L 4532T-22···P3.0 or 8TPI.

Applicable Inserts

(in)

Part Number	A	T	Ød
TT32 R/L	0.375	0.125	0.173
TT43 R/L	0.500	0.187	0.217

P	Carbon Steel / Alloy Steel	○	○	●		**Classification of Usage**
M	Stainless Steel		○	●		● : Continuous / 1st Choice
K	Cast Iron				●	○ : Continuous / 2nd Choice
N	Non-ferrous Metals				●	

Shape (Right-handed Insert Shown)	Part Number		Applicable Thread	Pitch mm	Pitch TPI	Dimensions (in) rε	Angle θ	Cermet TC60	PVD Coated Carbide PR930	PVD Coated Carbide PR1115	Carbide KW10	Applicable Toolholders	Ref. Page for D.O.C. & Number of Passes
Partial Profile	TT32 R/L	6000	M UN	0.5~2.5 -	- 48~10	0.000	60°	○	Ⓡ	Ⓛ		KITG R/L...-16	J43 J44
		6001	M UN	1.0~2.5 -	- 16~10	0.004		○	○	Ⓛ	Ⓡ		
		5501	G,PT W	-	28~11 24~10	0.004	55°	○	○	Ⓡ	○		
		5502	G,PT W		- 16~18	0.008		○	○	Ⓡ	○		
	TT43 R/L	6001	M UN	1.5~3.0 -	14~11 16~10	0.004	60°	○	○	○	○	KITG R/L...-22	
		6002	M UN	3.0 -	- 8	0.008		○	Ⓛ	○	Ⓡ		
		5501	G,PT W	-	28~11 24~8	0.004	55°	○	Ⓡ	Ⓡ	○		
		5502	G,PT W		14~11 16~8	0.008		○	Ⓡ	Ⓡ	○		
		5503	G,PT W		11 11~8	0.012		○	Ⓡ	Ⓡ			
		5504	G,PT W		- 8	0.016		○					



Recommended Cutting Conditions ➡ **J36**

Applicable Thread		
	M: Metric	R, Rc (PT), (BSPT): Tapered Pipe
	UN: Unified	W: Whitworth
	UNF: Unified Fine Thread	NPT: American National Pipe
	G (PF): Parallel Pipe	Tr: 30° Trapezoidal