для заказа - kyocera@kyocera-tools.ru

KTT

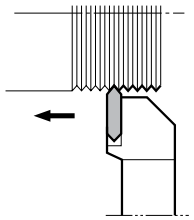

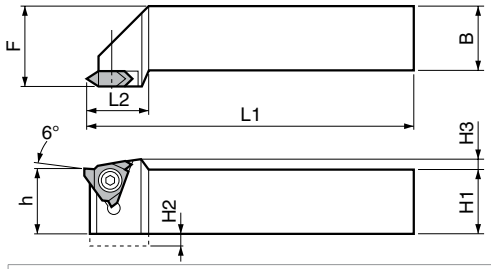

• Right-hand shown

• Right-hand Insert for Right-hand Toolholder, Left-hand Insert for Left-hand Toolholder

Toolholder Dimensions

Part Number		Stock		Dimensions (mm)							Spare Parts			
											Clamp Screw		Wrench	
		R	L	H1=h	H2	H3	B	L1	L2	F				
KTT®	1010F-16	○	○	10	4	2.5	10	80	18	12	SB-4070TRS	-	FT-10	-
	1212H-16	○	○	12	2		12	100		16				
	1616H-16	○	○	16	-		16	100		20				
	2020K-16	○	○	20			20	125		25	SB-4TR	-	FT-15	-
	2525M-16	○	○	25			25	150		30				
	2020K-22	○	○	20	-	3.0	20	125	25	25	-	GS-50	-	LW-3
	2525M-22	○	○	25			25	150		30				

Applicable Inserts

Part Number	A	T	Ød
	(in)		
TT32®	0.375	0.125	0.173
TT43®	0.500	0.187	0.217

P	Carbon Steel / Alloy Steel	○	○	●		**Classification of Usage**
M	Stainless Steel		○	●		● : Continuous / 1st Choice
K	Cast Iron				●	○ : Continuous / 2nd Choice
N	Non-ferrous Metals				●	

Shape (Right-handed Insert Shown)				Part Number		Applicable Thread	Pitch		Dimensions (in)		Angle	Cermet	PVD Coated Carbide		Carbide	Applicable Toolholders	Ref. Page for D.O.C. & Number of Passes
							mm	TPI	rε	S	θ	TC60	PR930	PR1115	KW10		
Partial Profile			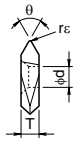	TT32®	6000	M UN	0.5~2.5 -	- 56~10	0.000	-	60°	○	Ⓡ	Ⓛ		KTT®...-16	J43
					6001	M UN	1.0~2.5 -	- 24~10	0.004			○	○	Ⓛ	Ⓡ		
					6002	M UN	1.5~2.5 -	- 16~10	0.008			○	○	○	○		
					6003	M UN	2.5 -	- 11~10	0.012			○	Ⓡ	Ⓡ			
				TT32®	5501	G,PT W	-	28~11 24~10	0.004	-	55°	○	○	Ⓡ	○		
					5502	G,PT W	-	14~11 14~10	0.008			○	○	Ⓡ	○		
Full Profile		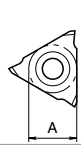	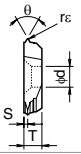	TT43ER	100M	M	1.00	-	0.005	0.031	60°	○	○	○		KTT®...-22	J44
					125M		1.25		0.006	0.035		○	○	○			
					150M		1.50		0.007	0.039		○	○	○			
					200M		2.00		0.010	0.067		○	○	○			
Partial Profile		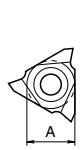	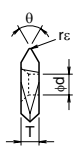	TT43®	6001	M UN	1.0~3.5 -	- 24~8	0.004	-	60°	○	○	○	○		
					6002	M UN	1.5~3.5 -	- 16~8	0.008			○	Ⓛ	○	Ⓡ		
					6003	M UN	2.5~3.5 -	- 11~8	0.012			○	○	Ⓡ			
					6004	M UN	3.0~3.5 -	- 8	0.016			○	○	Ⓡ			J43
				TT43®	5501	G,PT W	-	28~11 24~7	0.004	-	55°	○	Ⓡ	Ⓡ	○		
					5502	G,PT W	-	14~11 16~7	0.008			○	Ⓡ	Ⓡ	○		
					5503	G,PT W	-	11 10~7	0.012			○	Ⓡ	Ⓡ			
					5504	G,PT W	-	- 8~7	0.016			○					

Recommended Cutting Conditions ➡ **J36**

Applicable Thread		
	M: Metric	R, Rc (PT), (BSPT): Tapered Pipe
	UN: Unified	W: Whitworth
	UNF: Unified Fine Thread	NPT: American National Pipe
	G (PF): Parallel Pipe	Tr: 30° Trapezoidal

PR930/PR1115 Threading Inserts are sold in 5 piece boxes.

All other grade Inserts are sold in 10 piece boxes.

kyocera@kyocera-tools.ru
www.kyocera-tools.ru

U.S. Stock Standard : ●
World Express (Shipping: 7-10 Business Days) : ○