KTKF / KTKF Goose-neck Holder

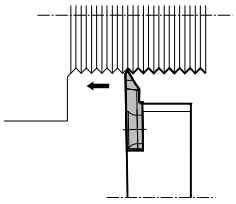

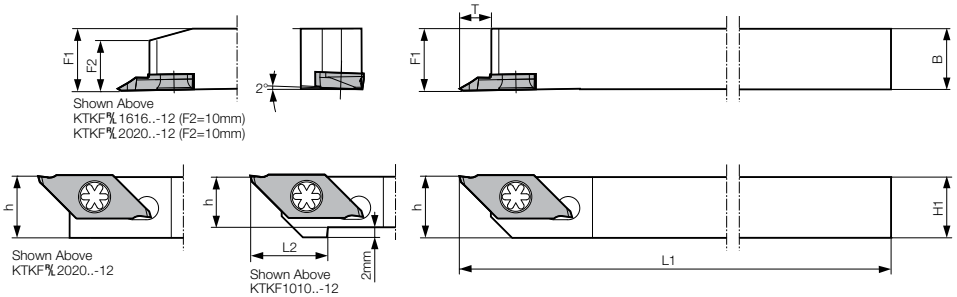

Fig.1

• Right-hand shown

• Right-hand Insert for Right-hand Toolholder, Left-hand Insert for Left-hand Toolholder

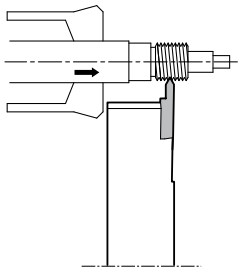

< Goose-neck Holder >

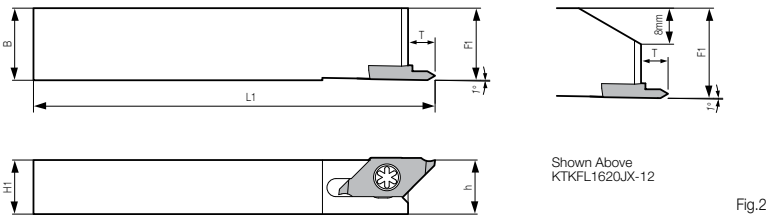

Fig.2

• Left-hand shown

• Left-hand Insert for Left-hand Toolholder

Toolholder Dimensions

Part Number		Stock R	Stock L	Unit	Dimensions H1=h	B	L1	L2	F1	T	Drawing	Spare Parts: Clamp Screw	Spare Parts: Wrench	Applicable Inserts
KTKF□	6-12JX	●	●	inch	0.375	0.375	4.750	0.590	0.375	0.236	Fig.1	SB-4590TRWN	LTW-10S	TKFT12□...
	8-12JX	●	●		0.500	0.500	4.750	-	0.500	0.236	Fig.1			
	10-12JX	●	●		0.625	0.625	4.750	-	0.625	0.236	Fig.1			
KTKF□	52-12JX		●		0.500	0.625	4.750	-	0.625	0.236	Fig.2			
	62.5-12JX		●		0.625	0.750	4.750	-	0.750	0.236	Fig.2			
KTKF□	1010JX-12	●	○	mm	10	10	120	15	10	6	Fig.1	SB-4590TRWN	LTW-10S	TKFT12□...
	1212JX-12	●	○		12	12	120	-	12	6	Fig.1			
	1616JX-12	●	○		16	16	120	-	16	6	Fig.1			
NEW	2020JX-12	●			20	20	120	-	20	6	Fig.1			
KTKF□	1212F-12	○			12	12	85	-	12	6	Fig.2	SB-4590TRWN	LTW-10S	TKFT12□...
KTKFL	1216JX-12		○		12	16	120	-	16	6	Fig.2	SB-4590TRWN	LTW-10S	TKFT12L...
	1620JX-12		○		16	20	120	-	20	6	Fig.2			

• Dimension T shows the distance from the toolholder to the cutting edge.

Classification of Usage
● : Continuous / 1st Choice
○ : Continuous / 2nd Choice

		NEW				
P	Carbon Steel / Alloy Steel	●	○	○	○	
M	Stainless Steel	○	●	○	○	
K	Cast Iron					●
N	Non-ferrous Metals					●

Applicable Inserts

Insert (Right-handed Insert Shown)			Part Number	Applicable Thread	Pitch mm	Pitch TPI	Dimensions (in) T	W	H	Ød	rε	S1	S2	Angle (°) θ	MEGACOAT NANO PR1425	PR1535	MEGA COAT PR1225	PVD Coated Carbide PR1025	Carbide KW10	Applicable Toolholders
Partial Profile		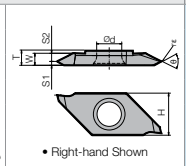 • Right-hand Shown	TKFT 12RA6000	M UN	0.20~0.60	64~48	0.118	0.098	0.343	0.205	Max 0.002 or Flat	0.016	0.083	60°	●	●	●	○	○	KTKFR ...12
			12RB6000				0.118	0.098	0.343	0.205		0.083	0.016		●	●	●	○	○	
			12RA60005		0.50~1.25	48~24	0.118	0.098	0.343	0.205	0.002	0.031	0.067		●	●	●	●	○	
			12RB60005				0.118	0.098	0.343	0.205		0.067	0.031		●	●	●	○	○	
			12RN6001		1.00~1.50	24~18	0.118	0.098	0.343	0.205	0.004	0.049	0.049		●	●	●	○	○	
			12RA55005	G,R W	-	40~16	0.118	0.098	0.343	0.205	0.002	0.031	0.067		●	●	●	○	○	
			12RB55005				0.118	0.098	0.343	0.205		0.067	0.031		●	●	●	○	○	
		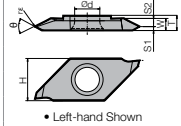 • Left-hand Shown	TKFT 12LA6000	M UN	0.20~0.60	64~48	0.118	0.098	0.343	0.205	Max 0.002 or Flat	0.083	0.016	60°	●	●	●	○	○	KTKFL ...12
			12LB6000				0.118	0.098	0.343	0.205		0.016	0.083		●	●	●	○	○	
			12LA60005		0.50~1.25	48~24	0.118	0.098	0.343	0.205	0.002	0.067	0.031		●	●	●	○	○	
			12LB60005				0.118	0.098	0.343	0.205		0.031	0.067		●	●	●	○	○	
			12LN6001		1.00~1.50	24~18	0.118	0.098	0.343	0.205	0.004	0.049	0.049		●	●	●	○	○	
			12LA55005	G,R W	-	40~16	0.118	0.098	0.343	0.205	0.002	0.067	0.031		●	●	●	○	○	
			12LB55005				0.118	0.098	0.343	0.205		0.031	0.067		●	●	●	○	○	