KKC (Cera-Notch Toolholders)

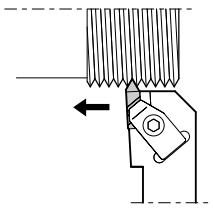

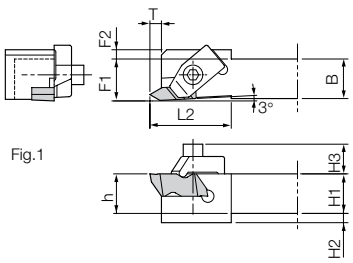

Fig.1

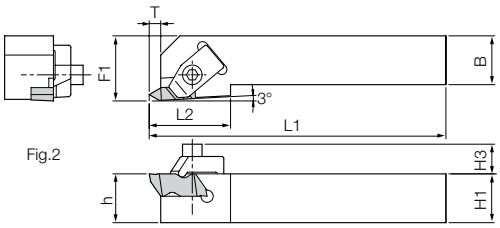

Fig.2

• Right-hand shown

• Right-hand Insert for Right-hand Toolholder, Left-hand Insert for Left-hand Toolholder

Toolholder Dimensions

Part Number	Stock R	Stock L	Unit	Dimensions H1=h	H2	H3	B	L1	L2	F1	F2	T	Drawing	Spare Parts Clamp	Clamp Bolt	Wrench
KKC□ 1212M-2-150F	●		mm (inch)	12 (0.472)	-	9.2 (0.362)	12 (0.472)	150 (5.906)	19.05 (0.750)	12.25 (0.482)	-	3.5 (0.138)	Fig.1	CKC-2□	SKC-2	(7/64 hex)
KKC□ 6-2X	●	●	inch	0.375	-	0.362	0.375	2.50	0.750	0.562	-	0.138	Fig.2	CKC-2□	SKC-2	(7/64 hex)
6-2CF	●	●		0.375	0.125	0.362	0.375	5.00	0.750	0.385	0.125	0.138	Fig.1			
8-2X	●	●		0.500	-	0.362	0.500	3.50	0.750	0.750	-	0.138	Fig.2			
8-2DF	●	●		0.500	-	0.362	0.500	6.00	0.750	0.510	-	0.138	Fig.1			
10-2DF	●	●		0.625	-	0.362	0.625	6.00	0.750	0.635	-	0.138				
12-2B	●	●		0.750	-	0.362	0.750	4.50	0.750	1.000	-	0.138				
12-2C	●			0.750	-	0.362	0.750	5.00	0.750	1.000	-	0.138	Fig.2			
16-2C	●	●		1.000	-	0.362	1.000	5.00	0.750	1.250	-	0.138				
16-2D	●	●		1.000	-	0.362	1.000	6.00	0.750	1.250	-	0.138				
KKC□ 12-3B	●	●	inch	0.750	-	0.465	0.750	4.50	1.250	1.000	-	0.210	Fig.2	CKC-3□	SKC-3	(LW-156)
12-3C	●	●		0.750	-	0.465	0.750	5.00	1.250	1.000	-	0.210				
16-3C	●	●		1.000	-	0.465	1.000	5.00	1.250	1.250	-	0.210				
16-3D	●	●		1.000	-	0.465	1.000	6.00	1.250	1.250	-	0.210				
20-3D	●	●		1.250	-	0.465	1.250	6.00	1.250	1.500	-	0.210				

• Clamp : CKC-○R for right-hand toolholder, CKC-○L for left-hand toolholder
• Spare parts items marked in ( ) are not included with toolholder

Applicable Inserts

Part Number	Applicable Inserts	Ref. Page for Inserts
KKC□ ...2-	KCT-2□, KCTK-2□, KCTP-2□	J17
KKC□ ...3-	KCT-3□, KCTK-3□, KCTP-3□	

kyocera@kyocera-tools.ru
www.kyocera-tools.ru
U.S. Stock Standard : ●
World Express (Shipping: 7-10 Business Days) : ○