

TURNING SUMMARY

Small Parts Machining

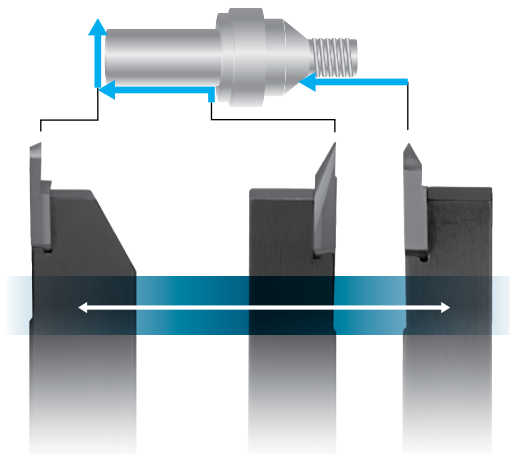
KTKF

E12

Back Turning

TKFB

E12



NEW

GQ Chipbreaker

Double function chipbreaker for improved chip control

PR1425

Insert grade for steel

PR1535

Insert grade for stainless HRSA

PR1225

Insert grade for stainless steel

New "TKF..L-ASR" insert added to "TKF-AS" PCD Inserts

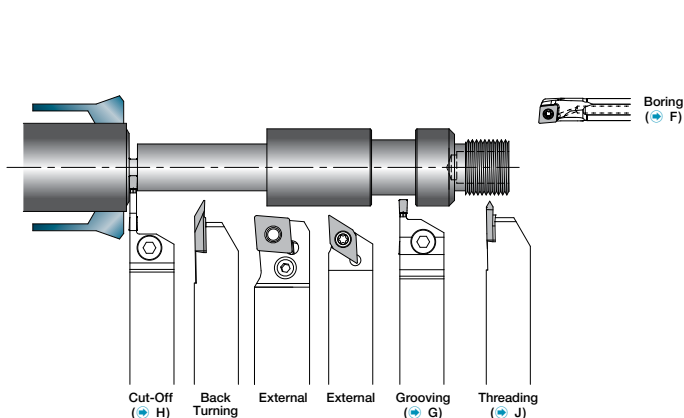
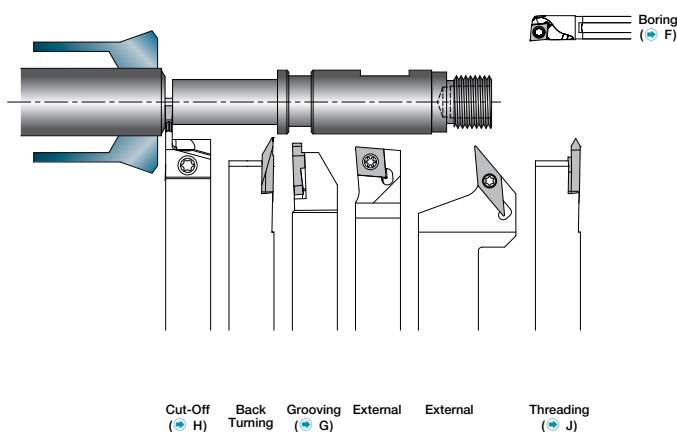


GQ Chipbreaker



TKF-AS Type

Tooling Examples of KTKF Toolholders



Cutting Edge Shape

For Small D.O.C.		For General Purpose		For Large D.O.C.	
Part Number	Cutting Edge Length S	Part Number	Cutting Edge Length S	Part Number	Cutting Edge Length S
TKFB12R15..	0.083"	TKFB12R28..	0.165"	TKFB16R38..	0.228"
-	-	TKFB12L28..	0.173"	TKFB16L38..	0.244"
For small diameter workpieces or shorter lengths Minimum overhang length of toolholder, stable machining		For General Purpose Good Chip Control		Large D.O.C. Per Pass	