






# TURNING SUMMARY

## External Sleeve Holder

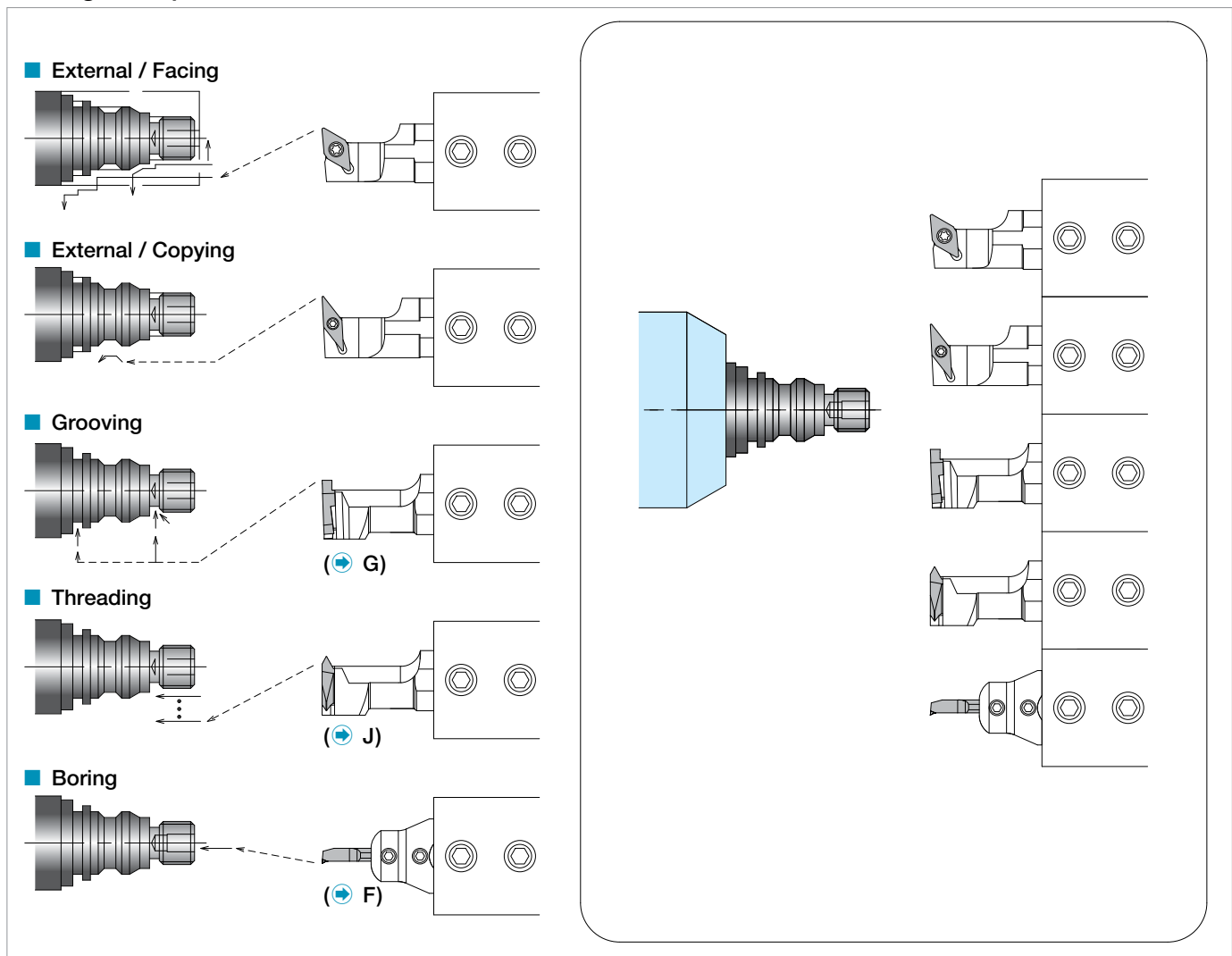
### More Tools for CNC Automatic Lathe

Use External Sleeve Holders → → → With Attachable Tools During Intricate Part Machining

			
<b>S...SCLC</b>	<b>S...SDUC</b>	<b>S...SDLC</b>	<b>S...SVUB(C)</b>
Screw Clamp Shank Dia. Ø0.625"~Ø1.000" Ø12.0mm~Ø25.4mm	Screw Clamp Shank Dia. Ø0.625"~Ø1.000" Ø14.0mm~Ø25.4mm	Screw Clamp Shank Dia. Ø0.625"~Ø1.000" Ø12.0mm~Ø25.4mm	Screw Clamp Shank Dia. Ø0.625"~Ø1.000" Ø12.0mm~Ø25.4mm
→ E34	→ E35	→ E35	→ E36



### Tooling Example ③ - CNC Automatic Lathe (Opposed Gang Type)



See Page → R30~R37 for Automatic Lathe List of Machine Manufacturer and Tooling Examples

### Examples of Finishing by Sleeve Holder

- 1) Roughing by Grooving Toolholder
- 2) Finishing by Sleeve Holder Improves Chip Control and Reduces Cutting Time

