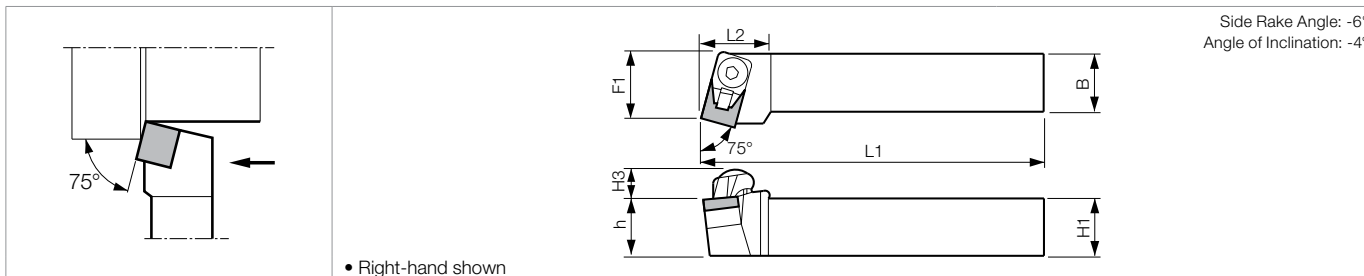
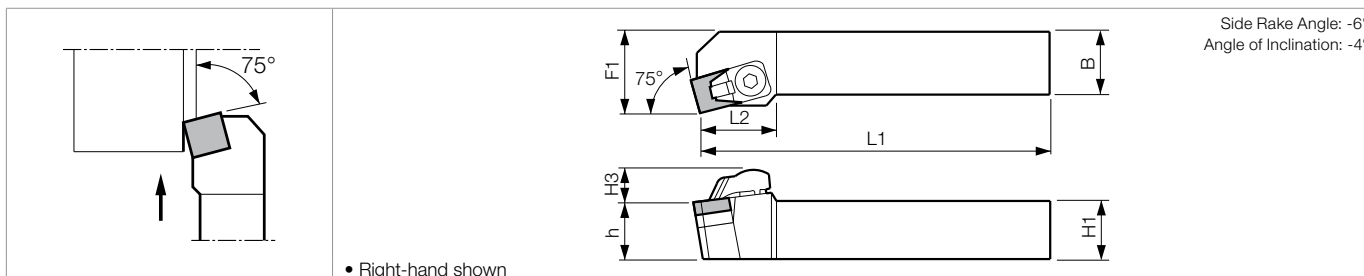


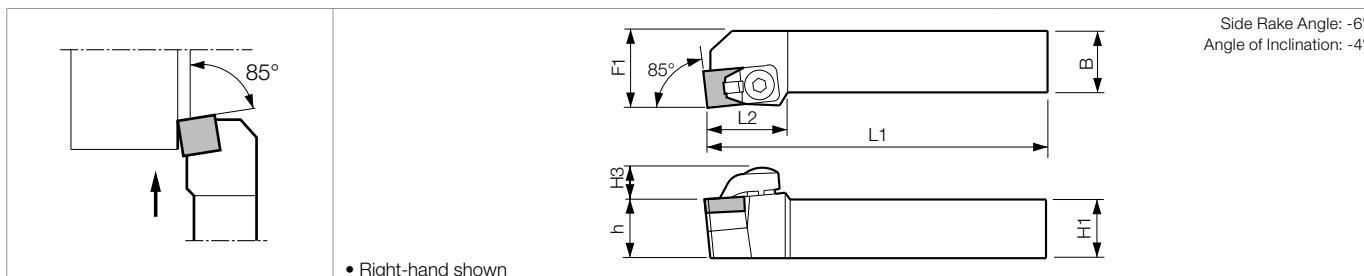
## CSRN-A (External)



## CSKN-A (Facing)



## CSYN-A (Facing)



## Toolholder Dimensions

Part Number	Stock			Unit	Dimensions						Standard Corner-R(r)	Spare Parts				
	R	N	L		H1=h	H3	B	L1	L2	F1		Clamp Set	Wrench	Shim		Shim Screw
CSRN% 2525M-09A	○		○	mm	25	11	25	150	22	27	0.8	CE-030A	LW-4	SP-129	-	HH3X12
2525M-12A	○		○		25	11	25	150	22	27				-	SP-148 (SP-143)	BH3X12
CSKNR 2525M-09A		○			25	11	25	150	27	32	0.8	CE-030A	LW-4	SP-129	-	HH3X12
2525M-12A		○			25	11	25	150	29	32				-	SP-148 (SP-143)	BH3X12
CSYN% 2525M-09A	○		○		25	11	25	150	27	32	0.8	CE-030A	LW-4	SP-129	-	HH3X12
2525M-12A	○		○		25	11	25	150	27	32				-	SP-148 (SP-143)	BH3X12

• -12A toolholder Shim: When using SN□□43 Insert, purchase spare parts: SP-143 in ( ) separately.

## Applicable Inserts

Application	Hard Materials / Cast Iron		Cast Iron / Hard Materials	When using as toolholder for ceramic tools, prepare spare parts below separately.				
	Ref. Page	C19		B32	Chipbreaker	Clamp Set	Shim	Shim Screw
Toolholder	Shape	CBN (KBN900)	Coated Carbide	Ceramic				
CSRN%...-09A	SNM32..	-	-	-	-	-	-	-
CSRN%...-12A	SNM42.. (SNM43..)	(SNM43..)	-	(SNG43..) (SNM43..) (SNG45..) (SNM45..)	CB-11	CE-020	SP-143 SP-141	M3X12 M3X8
CSKN%...-09A	SNM32..	-	-	-	-	-	-	-
CSKN%...-12A	SNM42.. (SNM43..)	(SNM43..)	-	(SNG43..) (SNM43..) (SNG45..) (SNM45..)	CB-11	CE-020	SP-143 SP-141	M3X12 M3X8
CSYN%...-09A	SNM32..	-	-	-	-	-	-	-
CSYN%...-12A	SNM42.. (SNM43..)	(SNM43..)	-	(SNG43..) (SNM43..) (SNG45..) (SNM45..)	CB-11	CE-020	SP-143 SP-141	M3X12 M3X8