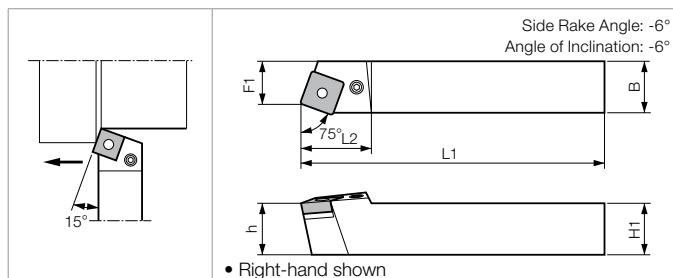
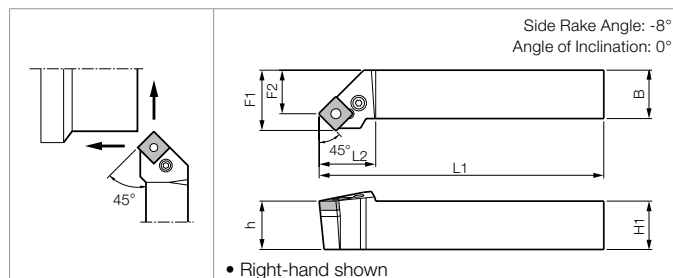


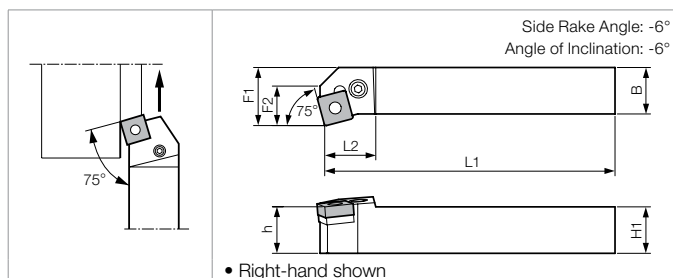
PSBN (External)



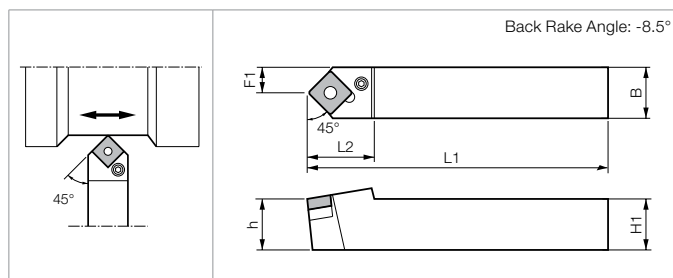
PSSN (External / Facing / Chamfering)



PSKN (Facing)



PSDN (External / Chamfering)



Toolholder Dimensions

Part Number	Stock			Unit	Dimensions						Standard Corner R(r)	Spare Parts					
	R	N	L		H1=h	B	L1	L2	F1	F2		Lever	Lock Screw	Shim	Shim Pin	Punch	Wrench
PSBN% 1616H-09	○	○	○	mm	16	16	100	21.0	13	-	0.8	LL-1N	LS-1N	LS-32	LSP-1	PC-1	FH-2.5
2020K-12	○	○	○		20	20	125	27.0	17	-	0.8	LL-2N	LS-2N	LS-42	LSP-2	PC-2	LW-3
2525M-12	○	○	○		25	25	150	24.0	22	-	0.8	LL-2N	LS-2N	LS-42	LSP-2	PC-2	LW-3
PSKN% 1616H-09	○	○	○		16	16	100	19.0	20	12.7	0.8	LL-1N	LS-1N	LS-32	LSP-1	PC-1	FH-2.5
2020K-12	○	○	○		20	20	125	22.5	25	17.0	0.8	LL-2N	LS-2N	LS-42	LSP-2	PC-2	LW-3
2525M-12	○	○	○		25	25	150	22.5	32	19.0	0.8	LL-2N	LS-2N	LS-42	LSP-2	PC-2	LW-3
PSSN% 1616H-09	○	○	○		16	16	100	22	20	13.6	0.8	LL-1N	LS-1N	LS-32	LSP-1	PC-1	FH-2.5
2020K-12	○	○	○		20	20	125	29	25	16.4	0.8	LL-2N	LS-2N	LS-42	LSP-2	PC-2	LW-3
2525M-12	○	○	○		25	25	150	29	32	23.4	0.8	LL-2N	LS-2N	LS-42	LSP-2	PC-2	LW-3
PSDNN 1616H-09		○			16	16	100	21	8	-	0.8	LL-1N	LS-1N	LS-32	LSP-1	PC-1	FH-2.5
2020K-12		○			20	20	125	30	10	-	0.8	LL-2N	LS-2N	LS-42	LSP-2	PC-2	LW-3
2525M-12		○			25	25	150	30	12.5	-	0.8	LL-2N	LS-2N	LS-42	LSP-2	PC-2	LW-3

Applicable Inserts

Toolholder	Insert	Application	Finishing-Medium	Medium-Roughing	Medium-Roughing	Medium-Roughing	Medium-Roughing / High Feed Rate	Roughing	Roughing	Single Sided / Roughing / High Feed
PSBN% ...-09	SN□G 32..	Ref. Page	• B29	• B29	• B29	• B29	• B29	• B29	• B30	• B30
PSKN% ...-09		Insert	PQ	PG	PS	HS	PT	Standard	PH	PX
PSSN% ...-09		Size	43..	43..	43..	43..	43..	32., 43..	43..	43..
PSDNN...-09		Application	Finishing-Roughing	Medium-Roughing / Low Cutting Force	Soft Steel / Finishing	Soft Steel / Medium	Soft Steel / Roughing	Stainless Steel / Finishing	Stainless Steel / Medium-Roughing	Cast Iron
PSBN% ...-12	SN□A SN□G SN□M 43..	Ref. Page	• B32	• B32	• B30	• B30	• B30	• B31	• B31	• B31
PSKN% ...-12		Insert	%-□	%-25R	XP	XQ	XS	MQ	MS	C
PSSN% ...-12		Size	32., 43..	43..	43..	43..	43..	43..	43..	43..
PSDNN...-12		Application	Cast Iron	Cast Iron	Cast Iron	Cast Iron	Hard Materials			
		Ref. Page	• B31	• B31	• B32	• B93	• C10			
	Insert	ZS	GC	Without Chipbreaker	Ceramic	CBN				
	Size	43..	43..	43..	43..	43..				

- PSKN%: Left-hand Insert for Right-hand Toolholder, Right-hand Insert for Left-hand Toolholder.
- PSSN%: For External Turning, Right-hand Insert for Right-hand Toolholder, Left-hand Insert for Left-hand Toolholder. For Facing, Left-hand Insert for Right-hand Toolholder, Right-hand Insert for Left-hand Toolholder.

Recommended Cutting Conditions • D41-D42

kyocera@kyocera-tools.ru
www.kyocera-tools.ru

● : U.S. Stock Standard
○ : World Express (Shipping: 7-10 Business Days)