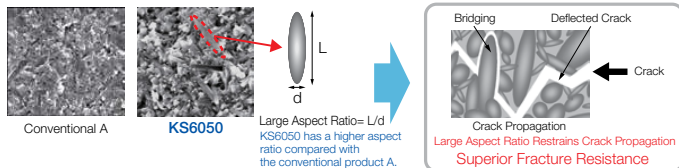


## KS6050 / CS7050 High Speed Machining of Cast Iron


- Improved fracture resistance by high aspect ratio constituents
- Anti-chipping in scale processing and interrupted machining
- High speed machining of cast iron by controlling grain boundary phase (good wear resistance)

### KS6050

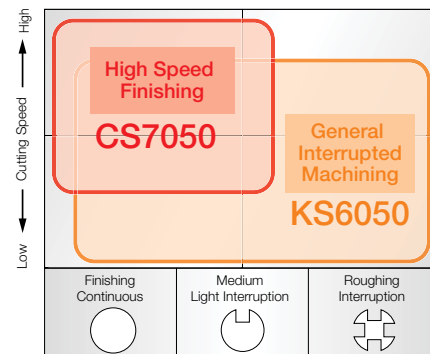


### CS7050 (Coated Si3N4)

Superior wear resistance attained with strong coating adherence  
Applicable to high speed machining




### Application Map



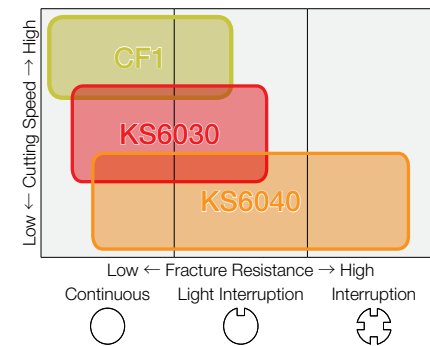
## KS6040 SiAlON Ceramic Heat-Resistant Alloy Machining

Improved wear and fracture resistance due to the mixture of the hard and acicular particles

Superior balance in heat resistant alloys machining achieves optimum balance between wear and fracture resistance.



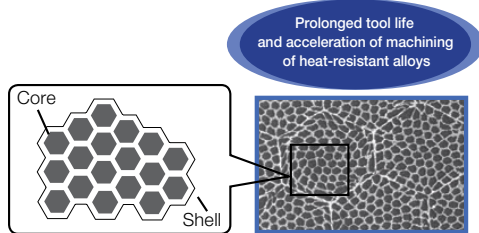
### HRSA Application Map




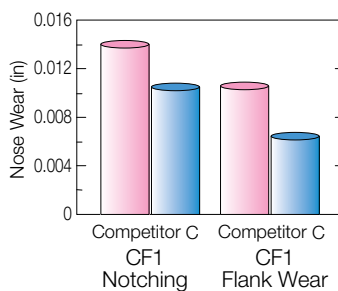
## CF1 Honeycomb Structure Ceramic Heat-Resistant Alloy Machining

### What is Honeycomb structure ceramic?

Honeycomb structure ceramic is a composite material consisting of a core (gray portion) and shell (white portion)



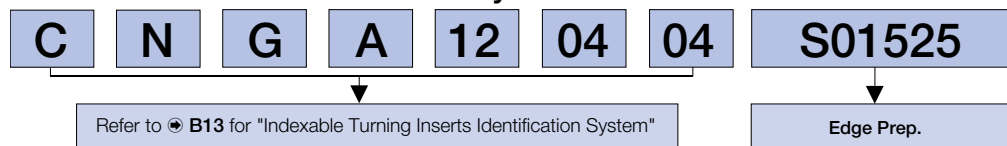
### Comparison of Wear Resistance



### <Cutting Conditions>

Workpiece Material: Ni-base Heat-Resistant Alloys  
Tool Geometry: RNGN120400  
Vc = 490sfm, D.O.C. = 0.039"  
Feed Rate f = 0.006ipr Wet

### Ceramic Insert Identification System



### How to Identify Edge Preparation

Edge Prep.	Symbol	Cutting Edge Spec.	Example	Shape
	S	Chamfered and Honed Cutting edge	S00625	0.006" X 25° Chamfered and Honed Cutting edge
	T	Chamfered Cutting edge	T00825	0.008" X 25° Chamfered Cutting edge

Refer to B13 for insert color

GRADES A  
INSERTS B  
CBN & PCD C  
TOOLHOLDERS D  
SMALL TOOLS E  
BORING F  
GROOVING G  
CUT-OFF H  
THREADING J  
HSK TOOLING N  
SPARE PARTS P  
TECHNICAL R  
INDEX T