

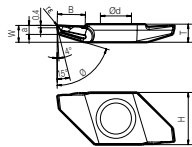
Back Turning

Turning Inserts

P	Free-Cutting Steel Carbon Steel / Alloy Steel	☐	☐	☐
M	Stainless Steel	☺	☺	☺
K	Gray Cast Iron Nodular Cast Iron	☐	☐	☐
N	Non-ferrous Metals	☐	☐	☐
S	Heat-Resistant Alloys Titanium Alloy	☺	☺	☺
H	Hard materials	☐	☐	☐

TKFB Inserts (GQ Chipbreaker) **NEW** ANSI Part Number

(for KTKF Toolholders)

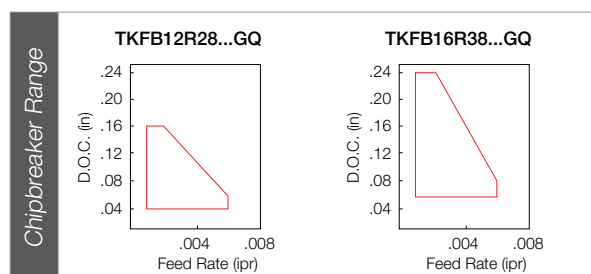
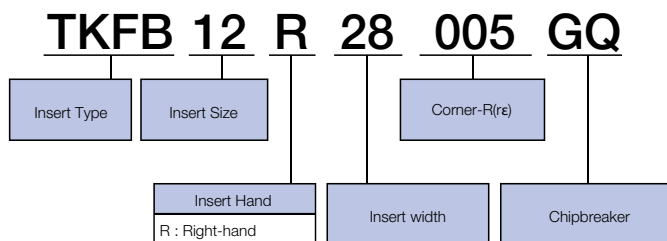


• Right-handed insert shown

Part Number	Dimension (mm)								MEGACOAT NANO			Toolholder Page
	W	a	B	Corner Radius (in) rε	T	H	Ød	θ	PR1 425	PR1 535	PR1 225	
TKFB 12R28005-GQ	2.8	1.5	4.6	0.05	3.0	8.7	5.2	74°	●	●	●	E12
12R28015-GQ	2.8	1.5	4.6	0.15	3.0	8.7	5.2	74°	●	●	●	
TKFB 16R38005-GQ	3.8	1.8	6.3	0.05	4.0	9.5	5.2	72°	●	●	●	
16R38015-GQ	3.8	1.8	6.3	0.15	4.0	9.5	5.2	72°	●	●	●	

Insert Identification System

(See Tables Below)



- GRADES **A**
- INSERTS **B**
- CBN & PCD **C**
- TOOLHOLDERS **D**
- SMALL TOOLS **E**
- BORING **F**
- GROOVING **G**
- CUT-OFF **H**
- THREADING **J**
- HSK TOOLING **N**
- SPARE PARTS **P**
- TECHNICAL **R**
- INDEX **T**