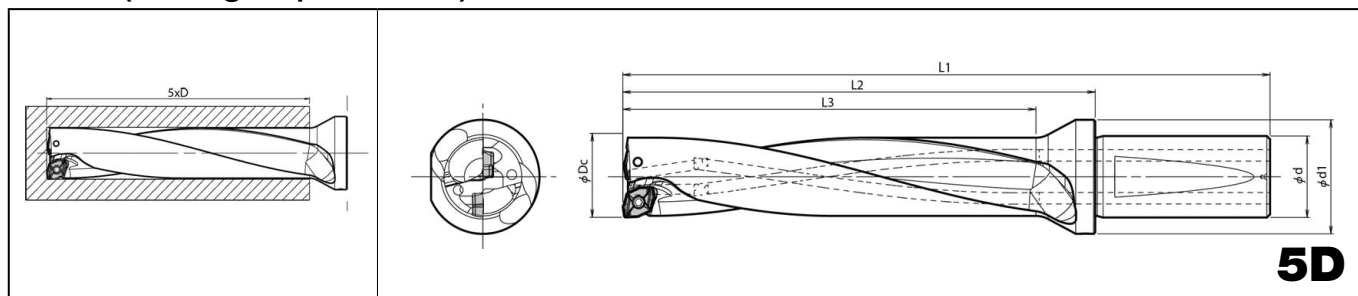




■ DRX (Drilling Depth : 5 x D) Metric Diameter



● Toolholder Dimensions

Description	Stock	No. of insert	Dimension (mm)						Max. Offset (Radial) (mm)	Spare Parts		Applicable Insert ● Page 25
			ØDc	L1	L2	L3	Ød	Ød1		Insert Screw	Wrench	
												
S20 -DRX140M-5-04	○	2	14	134	91	70	20	27	+0.4	SB-2042TRG	DTM-6	ZXMT040203ss
-DRX150M-5-04	○		15	139	96	75						
S25 -DRX160M-5-05	○	2	16	158	103	80	25	32	+0.7	SB-2045TR	DTM-6	ZXMT05T203ss
-DRX170M-5-05	○		17	163	108	85						
-DRX180M-5-05	○	2	18	168	113	90	25	32	+0.2	SB-2250TR	DTM-7	ZXMT06T204ss
-DRX190M-5-06	○		19	170	116	95						
-DRX200M-5-06	○	2	20	175	121	100	25	32	+0.5	SB-2570TR	DTM-8	ZXMT070305ss
-DRX210M-5-06	○		21	180	126	105						
-DRX220M-5-07	○	2	22	185	130	110	25	32	+1.2	SB-3080TR	DTM-10	ZXMT09T306ss
-DRX230M-5-07	○		23	190	135	115						
-DRX240M-5-07	○	2	24	195	140	120	25	32	+0.7	SB-4085TR	DTM-15	ZXMT11T306ss
-DRX250M-5-07	○		25	200	145	125						
-DRX260M-5-07	○	2	26	205	150	130	32	42	+0.2	SB-5090TR	DT-20	ZXMT140408ss
S32 -DRX270M-5-09	○		27	217	157	135						
-DRX280M-5-09	○	2	28	222	162	140	32	45	+1.3	SB-60120TR	DT-25	ZXMT170608ss
-DRX290M-5-09	○		29	227	167	145						
-DRX300M-5-09	○	2	30	232	172	150	40	50	+0.8	SB-60120TR	DT-25	ZXMT170608ss
-DRX310M-5-09	○		31	237	177	155						
S40 -DRX320M-5-11	○	2	32	255	186	160	40	50	+2.2	SB-5090TR	DT-20	ZXMT140408ss
-DRX330M-5-11	○		33	260	191	165						
-DRX340M-5-11	○	2	34	265	196	170	40	55	+1.7	SB-60120TR	DT-25	ZXMT170608ss
-DRX350M-5-11	○		35	270	201	175						
-DRX360M-5-11	○	2	36	275	206	180	40	60	+1.2	SB-60120TR	DT-25	ZXMT170608ss
-DRX370M-5-11	○		37	280	211	185						
-DRX380M-5-11	○	2	38	285	216	190	40	65	+0.7	SB-60120TR	DT-25	ZXMT170608ss
-DRX390M-5-14	○		39	296	227	195						
-DRX400M-5-14	○	2	40	301	232	200	50	60	+2.5	SB-60120TR	DT-25	ZXMT170608ss
-DRX410M-5-14	○		41	306	237	205						
-DRX420M-5-14	○	2	42	311	242	210	50	65	+2.0	SB-60120TR	DT-25	ZXMT170608ss
-DRX430M-5-14	○		43	316	247	215						
-DRX440M-5-14	○	2	44	321	252	220	50	65	+1.5	SB-60120TR	DT-25	ZXMT170608ss
-DRX450M-5-14	○		45	326	257	225						
-DRX460M-5-14	○	2	46	331	262	230	50	65	+1.0	SB-60120TR	DT-25	ZXMT170608ss
-DRX470M-5-14	○		47	336	267	235						
S50 -DRX480M-5-17	○	2	48	338	269	240	50	60	+3.8	SB-60120TR	DT-25	ZXMT170608ss
-DRX490M-5-17	○		49	343	274	245						
-DRX500M-5-17	○	2	50	348	279	250	50	65	+3.3	SB-60120TR	DT-25	ZXMT170608ss
-DRX510M-5-17	○		51	353	284	255						
-DRX520M-5-17	○	2	52	358	289	260	50	65	+2.8	SB-60120TR	DT-25	ZXMT170608ss
-DRX530M-5-17	○		53	363	294	265						
-DRX540M-5-17	○	2	54	368	299	270	50	65	+2.3	SB-60120TR	DT-25	ZXMT170608ss
-DRX550M-5-17	○		55	373	304	275						
-DRX560M-5-17	○	2	56	378	309	280	50	65	+1.8	SB-60120TR	DT-25	ZXMT170608ss
-DRX570M-5-17	○		57	383	314	285						
-DRX580M-5-17	○	2	58	388	319	290	50	65	+1.3	SB-60120TR	DT-25	ZXMT170608ss
-DRX590M-5-17	○		59	393	324	295						
-DRX600M-5-17	○	2	60	398	329	300	50	65	+0.8	SB-60120TR	DT-25	ZXMT170608ss

● : Stock Standard  
○ : World Express  
● See ● Page 77 for Adjustable Sleeve SHE.

