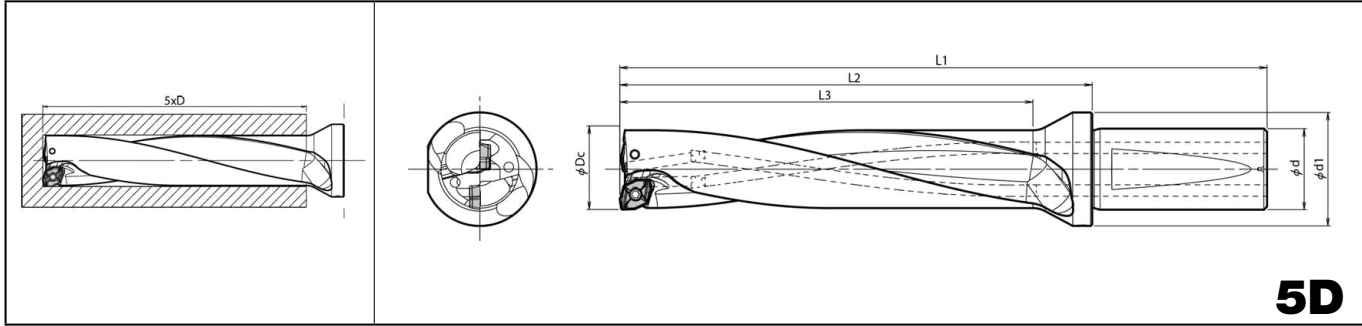




Magic Drill DRX

Inch-Inch (5xD)

DRX (Drilling Depth : 5 x D) Inch Diameter



● Toolholder Dimensions

Description	Stock	No. of insert	Dimension (mm)						Max. Offset (Radial) (mm)	Spare Parts		Applicable Insert ● Page 25
			ØDc	L1	L2	L3	Ød	Ød1		Insert Screw	Wrench	
												
S075 -DRX0562-5-04	○	2	0.562	5.34	3.65	2.81	0.75	1.06	+0.012	SB-2042TRG	DTM-6	ZXMT040203ss
S100 -DRX0625-5-05	○	2	0.625	6.18	4.05	3.13	1.00	1.26	+0.028	SB-2045TR	DTM-6	ZXMT05T203ss
-DRX0656-5-05	○		0.656	6.33	4.20	3.28			+0.020			
-DRX0688-5-05	○		0.688	6.49	4.37	3.44			+0.012			
-DRX0750-5-06	○	2	0.750	6.72	4.59	3.75	1.00	1.26	+0.031	SB-2250TR	DTM-7	ZXMT06T204ss
-DRX0812-5-06	○		0.812	7.03	4.90	4.06			+0.016			
-DRX0875-5-07	○	2	0.875	7.32	5.20	4.38	1.00	1.38	+0.043	SB-2570TR	DTM-8	ZXMT070305ss
-DRX0906-5-07	○		0.906	7.48	5.36	4.53			+0.035			
-DRX0938-5-07	○		0.938	7.64	5.51	4.69			+0.028			
-DRX0984-5-07	○		0.984	7.87	5.74	4.92			+0.016			
-DRX1000-5-07	○		1.000	7.95	5.82	5.00			+0.012			

- When offset machining, reduce feed rate to .002ipr or less
- See ● Page 77 for Adjustable Sleeve SHE.

● : Stock Standard
○ : World Express
Recommended Cutting Conditions ● Page 35

Magic Drill DRX