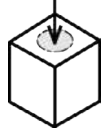

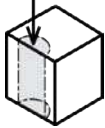
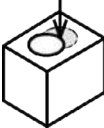





◆Cutting Conditions by Application

(Work Material : 1050)

Application		Plain Surface	Slant Surface	Half Cylindrical	Hole Expansion	Concave Surface	Pre-drilled Surface	Stacked Plates
Workpiece Shape								
DRS	SFM	270	270	Not Recommended	Not Recommended	270		
	f (ipr)	0.003	0.0016	Not Recommended	Not Recommended	Concave Part 0.0016 Continuous Part 0.003		
DRZ	SFM	400	400	400	400	400		
	f (ipr)	0.004	0.002	0.002	0.002	Concave Part 0.002 Continuous Part 0.004		
Coolant		Yes	Yes	Yes	Yes	Yes	-	-



Magic Drill DRX

Drilling