









35° Diamond

Positive Insert with Hole

Part Number	A	T	Ød	α
VBGW 22_	1/4	1/8	0.110	5°
33_	3/8	3/16	0.173	5°
VCGW 1515_	3/16	3/32	0.091	7°

Edge Prep.																					
Symbol	Cutting Edge Spec.	Example			Gray Cast Iron (with Scale)																
F	Sharp Edge				Nodular Cast Iron (without Scale)																
E	Rounded Cutting Edge (Hone)	E003	R0.003" Honed		Nodular Cast Iron (with Scale)																
T	Chamfered Cutting Edge	T00315	0.003" X 15° Chamfered Cutting Edge		Hard Materials (Roughing)																
S	Chamfered and Honed Cutting Edge	S00525	0.005" X 25° Chamfered and Honed Cutting Edge		Hard Materials (Finishing)																
					Hard Materials (Chip Control)																
					Powdered Steel																
Insert		ANSI Part Number	Edge Prep (in)	ISO Part Number	Dimensions (in)		MEGACOAT CBN										CBN	Toolholder Page			
					rε	S	No. of Edges	KBN05M	KBN10M	KBN25M	KBN30M	KBN35M	KBN60M	KBN65M	KBN70M	KBN510	KBN525		KBN475	KBN65B	KBN570
	Multi-Edge Sharp Edge	VBGW 221MEF	F	DCMW 110304MEF	1/64	0.075	2														
		222MEF		110308MEF	1/32	0.071															
		VBGW 331MEF		160404MEF	1/64	0.067	2														
		332MEF		160408MEF	1/32	0.071															
	Multi-Edge	VBGW 2205T00315ME	T00315	VBGW 110302T00815ME	0.008	0.079	2														
		221T00315ME		110304T00815ME	1/64	0.075															
		222T00315ME		110308T00815ME	1/32	0.071															
		VBGW 3305T00315ME		VBGW 160402T00815ME	0.008	0.079	2														
	Multi-Edge General Purpose	331T00315ME	T00315	160404T00815ME	1/64	0.075															
		332T00315ME		160408T00815ME	1/32	0.071															
		VBGW 221S00525MES	S00525	VBGW 110304S01225MES	1/64	0.075	2														
		VBGW 331S00525MES	S00525	VBGW 160404S01225MES	1/64	0.075	2														
	Multi-Edge Tough	VBGW 2205S00435MET	S00435	VBGW 110302S01035MET	0.008	0.055	1														
		221S00435MET		110304S01035MET	1/64	0.055															
		222S00435MET		110308S01035MET	1/64	0.055															
		VBGW 3305S00435MET		VBGW 160402S01035MET	0.008	0.079	1														
	Small Edge	331S00435MET	S00435	160404S01035MET	1/64	0.055															
		332S00435MET		160408S01035MET	1/64	0.075															
		VBGW 2205T00315SE	T00315	VBGW 110302T00815SE	0.008	0.055	1														
		221T00315SE		110304T00815SE	1/32	0.087															
222T00315SE	110308T00815SE	1/64		0.055																	
VBGW 3305T00315SE	VBGW 160402T00815SE	0.008		0.055	1																
331T00315SE	160404T00815SE	1/32		0.087																	
332T00315SE	160408T00815SE	1/64		0.055																	
	Small Edge Tough	VBGW 221S00435SET	S00435	VBGW 110304S01035SET	1/64	0.075	2														
		222S00435SET		110308S01035SET	1/32	0.098															
		VBGW 331S00435SET		VBGW 160404S01035SET	0.008	0.075	2														
		332S00435SET		160408S01035SET	1/64	0.075															
	Multi-Edge	VCGW 151505T00315ME	T00315	VCGW 080202T00815ME	1/64	0.075	2														
		15151T00315ME		080204T00815ME	1/32	0.087															
		15152T00315ME		080208T00815ME	1/32	0.098															
		VCGW 151505S00435MET	S00435	VCGW 080202S01035MET	1/64	0.075	2														
15151S00435MET	080204S01035MET	1/32		0.087																	
15152S00435MET	080208S01035MET	1/32		0.098																	
	Small Edge	VCGW 151505T00315SE	T00315	VCGW 080202T00815SE	0.008	0.075	1														
		15151T00315SE		080204T00815SE	1/32	0.098															
		VCGW 15151S00435SET	S00435	VCGW 080204S01035SET	1/64	0.075	1														
		15152S00435SET		080208S01035SET	1/32	0.098															

Part Number Applicable Toolholder Page

VB..22_ E30~ E31, E36, F61~ F63

VB..33_ E30~ E31

VC..15_ E36, F58, F61~ F63

● : U.S. Stock ○ : U.S. Stock (R-hand Only) ○ : U.S. Stock (L-hand Only)

○ : World Express (Shipping: 7-10 Business Days) ○ : World Express (R-hand Only) ○ : World Express (L-hand Only)

kyocera@kyocera-tools.ru
www.kyocera-tools.ruCBN & PCD tools
sold in 1 piece boxes.

KYOCERA

C7