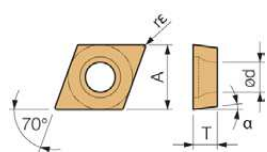


A	GRADES
B	INSERTS
C	CBN & PCD
E	TURNING
F	BORING
G	GROOVING
H	CUT-OFF
J	THREADING
L	SOLID END MILLS
M	MILLING
P	SPARE PARTS
R	TECHNICAL
T	INDEX






70° Diamond

Positive Insert with Hole



Usage Classification

- ✱ Interruption / 1st Choice
- ✱✱ Interruption / 2nd Choice
- Light Interruption / 1st Choice
- ⦿ Light Interruption / 2nd Choice
- Continuous / 1st Choice
- Continuous / 2nd Choice (Hardness Under 45HRC)

		ANSI Part Number	ISO Part Number	(in) rε	TN620	TN6010	TN6020	TN60	PV720	PV7010	PV7025	PV90	CA510	CA515	CA525	CA530	CA5505	CA5515	CA5525	CA5535	CA6515	CA6525	PR1425	PR1225	PR1305	PR1310	PR1325	PR930	PR1005	PR1025	PR1125	KW10	SW05	Toolholder Page	Chipbreaker Range	
 Finishing Sharp Edge / Precision Super Fine	JCET	110902%-FSF	030101%-FSF	0.004				○																					○							
		110905%-FSF	030102%-FSF	0.008				⦿																					○							
		11091%-FSF	030104%-FSF	1/64				○																						⦿						
	JCET	110902M%-FSF	030101M%-FSF	<0.004																											○					
		110905M%-FSF	030102M%-FSF	<0.008																											○					
		11091M%-FSF	030104M%-FSF	<1/64																											○					
 Finishing Sharp Edge EW	JCET	110905M%-F	030102M%-F	0.008																			●													
		11091M%-F	030104M%-F	0.016																				⦿												
 Finishing Sharp Edge	JCGT	110902%-F	030101%-F	0.004				○																						⦿			○			
		110905%-F	030102%-F	0.008				○																						○			○			
		11091%-F	030104%-F	1/64				○																						○			○			
	JCGT	110902M%-F	030101M%-F	<0.004																											○					
		110905M%-F	030102M%-F	<0.008																											○					
		11091M%-F	030104M%-F	<1/64																											○					

• Insert whose corner R(*rε*) dimension expressed with less than sign (e.g. <0.002, <0.004, <0.008 etc.) indicate models with minus tolerance for corner R (*rε*).

