для заказа - kyocera@kyocera-tools.ru

How to read this page ➡ B7

80° Diamond

Positive Insert with Hole

Part Number	A (in)	T (in)	Ød (in)	α
CC_1109_	0.138	0.055	0.075	7°
CC_1411_	0.169	0.071	0.091	

Part Number	A (in)	T (in)	Ød (in)	α
CC_215_	1/4	3/32	0.110	7°
CC_325_	3/8	5/32	0.173	
CC_43_	1/2	3/16	0.217	

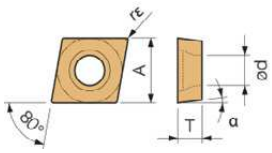

Usage Classification

- ✖ Interruption / 1st Choice
- ✖ Interruption / 2nd Choice
- ● Light Interruption / 1st Choice
- ◡ Light Interruption / 2nd Choice
- ● Continuous / 1st Choice
- ○ Continuous / 2nd Choice

(Hardness Under 45HRC)

P																							●				Free-Cutting Steel
	●	●			●													●	◡				◡		◡		Carbon/Alloy Steel
M																●	●	◡	●				◡		◡	◡	Stainless Steel
K																											Gray Cast Iron
																											Nodular Cast Iron
N																											Non-ferrous Metals
S																○	◡			●	●	✖			◡	◡	Heat-Resistant Alloys
																										●	Titanium Alloy
H																											Hard materials

	ANSI Part Number	ISO Part Number	Corner Radius (in) rε	Cermet TN620	Cermet TN6010	Cermet TN6020	Cermet TN60	MEGA COAT Cermet PV720	MEGA COAT Cermet PV7010	MEGA COAT Cermet PV7025	PVD Cermet PV90	CVD Coated Carbide CA510	CVD Coated Carbide CA515	CVD Coated Carbide CA525	CVD Coated Carbide CA530	CVD Coated Carbide CA5505	CVD Coated Carbide CA5515	CVD Coated Carbide CA5525	CVD Coated Carbide CA5535	CVD Coated Carbide CA6515	CVD Coated Carbide CA6525	MEGACOAT / MEGACOAT NANO PR1425	MEGACOAT / MEGACOAT NANO PR1225	MEGACOAT / MEGACOAT NANO PR1305	MEGACOAT / MEGACOAT NANO PR1310	MEGACOAT / MEGACOAT NANO PR1325	PVD Coated Carbide PR930	PVD Coated Carbide PR1005	PVD Coated Carbide PR1025	PVD Coated Carbide PR1125	Carbide KW10	Carbide SW05	Toolholder Page	Chipbreaker Range
Medium Sharp Edge Standard Chipbreaker CCGT	215013MF	0602005MF	<0.002																			●	●											
	21502MF	060201MF	<0.004																			●	●					○	○					
	21505MF	060202MF	<0.008																			●	●					○	○					
	2151MF	060204MF	<1/64																			●	●					○	○					
	CCGT 325013MF	09T3005MF	<0.002																			●	●						●					
	32502MF	09T301MF	<0.004																			●	●					●	●					
	32505MF	09T302MF	<0.008																			●	●					○	○					
	3251MF	09T304MF	<1/64																			●	●					●	●					
Finishing-Medium Stainless Steel / Heat Resistant Alloy CCMT	3251MQ	09T304MQ	1/64																	○	○			●	●	●				○		○	Reference Table Below	1
	3252MQ	09T308MQ	1/32																	○	○			●	●	●				○		○		
Finishing Sharp Edge / Precision Super Fine  CCET	110901R/L-FSF	0301003R/L-FSF	0.001																								○							
	110902R/L-FSF	030101R/L-FSF	0.004		○		○																				○							
	110905R/L-FSF	030102R/L-FSF	0.008		○		○																				○							
	11091R/L-FSF	030104R/L-FSF	1/64		○		○																				○							
CCET	141101R/L-FSF	0401003R/L-FSF	0.001																								○							
	141102R/L-FSF	040101R/L-FSF	0.004		○		○																				○							
	141105R/L-FSF	040102R/L-FSF	0.008		○		○																				○							
	14111R/L-FSF	040104R/L-FSF	1/64		○		Ⓛ																											
CCET	1109013MR/L-FSF	0301005MR/L-FSF	<0.002																				●											
	110902MR/L-FSF	030101MR/L-FSF	<0.004																				●						○					
	110905MR/L-FSF	030102MR/L-FSF	<0.008																				●						○					
	11091MR/L-FSF	030104MR/L-FSF	<1/64																				●						○					
CCET	1411013MR/L-FSF	0401005MR/L-FSF	<0.002																				●											
	141102MR/L-FSF	040101MR/L-FSF	<0.004																				●						○					
	141105MR/L-FSF	040102MR/L-FSF	<0.008																				●						○					
	14111MR/L-FSF	040104MR/L-FSF	<1/64																				●						○					
Finishing Sharp Edge NEW  CCET	1109013MR/L-F	0301005MR/L-F	<0.002																			●												
	110902MR/L-F	030101MR/L-F	<0.004																			●												
	110905MR/L-F	030102MR/L-F	<0.008	Ⓛ			Ⓛ															●												
	11091MR/L-F	030104R/L-F	<0.016	Ⓛ			Ⓛ															●												
CCET	141102MR/L-F	040101MR/L-F	<0.004																			●												
	141105MR/L-F	040102MR/L-F	<0.008	Ⓛ			Ⓛ															●												
	14111MR/L-F	040104MR/L-F	<0.016	Ⓛ			Ⓛ															●												

• Insert whose corner R(rε) dimension expressed with less than sign (e.g. **<0.002, <0.004, <0.008** etc.) indicate models with minus tolerance for corner R (rε).

Toolholder Page: ➡ F18, ➡ F39

Chipbreaker Range: ➡ B9

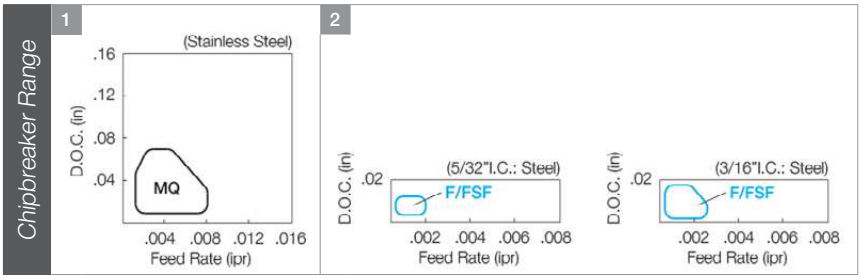

Part Number	Applicable Toolholder Page
CC..215	E22~ E23, E34, F39
CC..325	E22~ E23, E34, F39

kyocera@kyocera-tools.ru
www.kyocera-tools.ru

● : U.S. Stock Ⓡ : U.S. Stock (R-hand Only) Ⓛ : U.S. Stock (L-hand Only)
○ : World Express (Shipping: 7-10 Business Days) Ⓡ : World Express (R-hand Only) Ⓛ : World Express (L-hand Only)