для заказа - kyocera@kyocera-tools.ru

How to read this page ➡ B7

80° Diamond

Positive Insert with Hole

Part Number	A (in)	T (in)	Ød (in)	α
CC_1109_	0.138	0.055	0.075	7°
CC_1411_	0.169	0.071	0.091	

Part Number	A (in)	T (in)	Ød (in)	α
CC_215_	1/4	3/32	0.110	7°
CC_325_	3/8	5/32	0.173	
CC_43_	1/2	3/16	0.217	

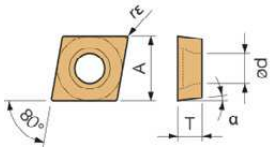

Usage Classification

- ✖ Interruption / 1st Choice
- ✖ Interruption / 2nd Choice
- ◓ Light Interruption / 1st Choice
- ◔ Light Interruption / 2nd Choice
- ● Continuous / 1st Choice
- ○ Continuous / 2nd Choice

(Hardness Under 45HRC)

	TN620	TN6010	TN6020	TN60	PV720	PV7010	PV7025	PV90	CA510	CA515	CA525	CA530	CA5505	CA5515	CA5525	CA5535	CA6515	CA6525	PR1425	PR1225	PR1305	PR1310	PR1325	PR930	PR1005	PR1025	PR1125	KW10	SW05
	Cermet					MEGA COAT Cermet		PVD Cermet	CVD Coated Carbide										MEGACOAT / MEGACOAT NANO					PVD Coated Carbide				Carbide	
P																			◓	◔						◔			
M																			◔	●						◔			
K																													
N																													
S																										◔			
H																													

P: Free-Cutting Steel; Carbon/Alloy Steel
M: Stainless Steel
K: Gray Cast Iron; Nodular Cast Iron
N: Non-ferrous Metals
S: Heat-Resistant Alloys; Titanium Alloy
H: Hard materials

	ANSI Part Number	ISO Part Number	Corner Radius (in) rε	TN620	TN6010	TN6020	TN60	PV720	PV7010	PV7025	PV90	CA510	CA515	CA525	CA530	CA5505	CA5515	CA5525	CA5535	CA6515	CA6525	PR1425	PR1225	PR1305	PR1310	PR1325	PR930	PR1005	PR1025	PR1125	KW10	SW05	Toolholder Page	Chipbreaker Range
Micro Finishing Sharp Edge	CCGT 110902M-CF	030101M-CF	<0.004																									○	○				F18 F39	1
	110905M-CF	030102M-CF	<0.008																									○	○					
	CCGT 141102M-CF	040101M-CF	<0.004																									○	○					
	141105M-CF	040102M-CF	<0.008																									○	○					
Micro Finishing Sharp Edge / Polished	CCGT 110902MP-CF	030101MP-CF	<0.004																			●	●						○					
	110905MP-CF	030102MP-CF	<0.008																			●	●						○					
	CCGT 141102MP-CF	040101MP-CF	<0.004																			●	●						○					
	141105MP-CF	040102MP-CF	<0.008																			●	●						○					
Finishing Sharp Edge	CCGT 21502MF-GF	060201MF-GF	<0.004																										○				Reference Table on B9	
	21505MF-GF	060202MF-GF	<0.008																										○					
	CCGT 32502MF-GF	09T301MF-GF	<0.004																										○					
	32505MF-GF	09T302MF-GF	<0.008																										○					
	3251MF-GF	09T304MF-GF	<1/64																										○					
Finishing Sharp Edge / Polished	CCGT 21502MFP-GF	060201MFP-GF	<0.004																			●	●						○					
	21505MFP-GF	060202MFP-GF	<0.008																			●	●						○					
	2151MFP-GF	060204MFP-GF	<1/64																			●	●											
	CCGT 32502MFP-GF	09T301MFP-GF	<0.004																			●	●						○					
	32505MFP-GF	09T302MFP-GF	<0.008																			●	●						○					
	3251MFP-GF	09T304MFP-GF	<1/64																			●	●						○					
Finishing Sharp Edge / Polished	CCGT 21502MFP-SK	060201MFP-SK	<0.004																			○	○											2
NEW	21505MFP-SK	060202MFP-SK	<0.008																			○	○											
	2151MFP-SK	060204MFP-SK	<1/64																			○	○											
	CCGT 32502MFP-SK	09T301MFP-SK	<0.004																			○	○											
	32505MFP-SK	09T302MFP-SK	<0.008																			○	○											
	3251MFP-SK	09T304MFP-SK	<1/64																			○	○											
Finishing Sharp Edge / Polished	CCGT 21502MP-CK	060201MP-CK	<0.004																			●	●											
NEW	21505MP-CK	060202MP-CK	<0.008																			●	●											
	CCGT 32502MP-CK	09T301MP-CK	<0.004																			●	●											
	32505MP-CK	09T302MP-CK	<0.008																			●	●											
Finishing-Medium Sharp Edge	CCGT 21502MF-GQ	060201MF-GQ	<0.004																										○					
	21505MF-GQ	060202MF-GQ	<0.008																										○					
	2151MF-GQ	060204MF-GQ	<1/64																										○					
	CCGT 32502MF-GQ	09T301MF-GQ	<0.004																										○					
	32505MF-GQ	09T302MF-GQ	<0.008																										●					
	3251MF-GQ	09T304MF-GQ	<1/64																										○					

• Insert whose corner R(rε) dimension expressed with less than sign (e.g. **<0.002, <0.004, <0.008** etc.) indicate models with minus tolerance for corner R (rε).

Chipbreaker Range

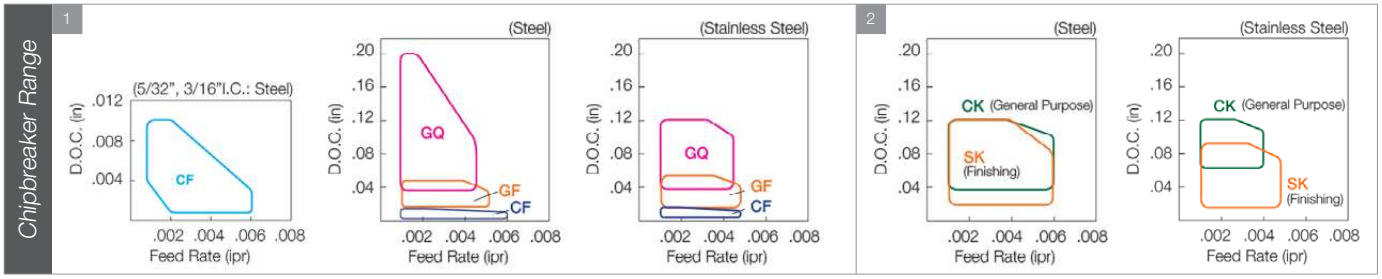

KYOCERA

Inserts sold in 10 piece boxes.

kyocera@kyocera-tools.ru
www.kyocera-tools.ru

● : U.S. Stock Ⓡ : U.S. Stock (R-hand Only) Ⓛ : U.S. Stock (L-hand Only)
○ : World Express (Shipping: 7-10 Business Days) Ⓡ : World Express (R-hand Only) Ⓛ : World Express (L-hand Only)